

## Complex Hydrides for Energy Storage

C. Milanese,<sup>1,\*</sup> T.R Jensen,<sup>2</sup> B.C. Hauback,<sup>3</sup> C. Pistidda,<sup>4</sup> M. Dornheim,<sup>4</sup> H. Yang,<sup>5,6</sup> L. Lombardo,<sup>5,6</sup> A. Zuettel,<sup>5,6</sup> Y. Filinchuk,<sup>7</sup> P. Ngene,<sup>8</sup> P.E. de Jongh,<sup>8</sup> C.E. Buckley,<sup>9</sup> E.M. Dematteis,<sup>10</sup> M. Baricco<sup>10</sup>

<sup>1</sup> Pavia Hydrogen Lab, C.S.G.I. & Chemistry Department, University of Pavia, Viale Taramelli, 16, 27100 Pavia, Italy; \* corresponding author

<sup>2</sup> Center for Materials Crystallography, Interdisciplinary Nanoscience Center (iNANO), and Department of Chemistry, Aarhus University, Langelandsgade 140, DK-8000 Aarhus C, Denmark

<sup>3</sup> Department for Neutron Materials Characterization, Institute for Energy Technology, P.O. Box 40, NO-2027 Kjeller, Norway

<sup>4</sup> Institute of Materials Research, Helmholtz-Zentrum Geesthacht, Max-Planck-Straße 1, D-21502 Geesthacht, Germany

<sup>5</sup> Laboratory of Materials for Renewable Energy (LMER), Institute of Chemical Sciences and Engineering (ISIC), Basic Science Faculty (SB), École Polytechnique Fédérale de Lausanne (EPFL) Valais/Wallis, Energypolis, Rue de l'Industrie 17, CH-1951 Sion, Switzerland

<sup>6</sup> Empa Materials Science and Technology, Dübendorf, Switzerland

<sup>7</sup> Institute of Condensed Matter and Nanosciences, Université Catholique de Louvain, 1348 Louvain-la-Neuve, Belgium

<sup>8</sup> Inorganic Chemistry and Catalysis, Debye Institute for Nanomaterials Science, Utrecht University Universiteitsweg 99, 3584 CG Utrecht, The Netherlands

<sup>9</sup> Department of Physics and Astronomy, Fuels and Energy Technology Institute, Curtin University, GPO Box U 1987, Perth, WA 6845, Australia

<sup>10</sup> Department of Chemistry and NIS, University of Turin, Via Pietro Giuria 7, 10125 Torino, Italy

### Abstract

In the past decades, complex hydrides and complex hydrides-based materials have been thoroughly investigated as materials for energy storage, owing to their very high gravimetric and volumetric hydrogen capacities and interesting cation and hydrogen diffusion properties. Concerning hydrogen storage, the main limitations of this class of materials are the high working temperatures and pressures, the low hydrogen absorption and desorption rates and the poor cyclability. In the past years, research in this field has been focused on understanding the sorption mechanism of the pristine and catalyzed materials and on the characterization of the thermodynamic aspects, in order to rationally choose the composition and the stoichiometry of the systems in terms of hydrogen active phases and catalysts/destabilizing agents. Moreover, new materials have been discovered and characterized in an attempt to find systems with properties suitable for practical on-board and stationary applications. A significant part of this rich and productive activity has been performed by the research groups led by the Experts of the International Energy Agreement Task 32, often in collaborative research projects.

The most recent findings of these joint activities and other noteworthy recent results in the field are reported in this paper.

**Keywords:** energy storage, complex hydrides, borohydrides, hydrogen absorption, reactive hydrides composite, nanoconfinement

## 1. Introduction

Hydrogen is the most abundant element in the universe accounting for ~90 % of all atoms, and of ~15 % of the atoms on the surface of earth, and it occurs in compounds like water, natural gas and biomass, but rarely as a free element. Hydrogen has the largest gravimetric energy density of all chemical substances, a factor ~3 higher than gasoline [1]. Thus, hydrogen remains likely the only solution that may allow today a large-scale energy storage and distribution [2]. Energy storage is considered a corner stone for implementation of a renewable energy system and it still remains an open issue for the use of hydrogen as energy carrier. So, the development of innovative hydrogen storage options, for instance in solid-state materials, is crucial. Magnesium constitutes the first generation material for solid-state hydrogen storage due to its virtually limitless abundance, low cost and reversibility of the sorption reactions, but unfavorable thermodynamics and slow kinetics has hampered industrial implementation [3-5]. In the past decades, complex hydrides have been deeply investigated as potential hydrogen storage materials owing to their very high gravimetric and volumetric H<sub>2</sub> capacities [1,6-9]. The name complex hydride indicates the presence of an anionic complex where hydrogen is covalently bonded to a metal or a non-metal, i.e. [BH<sub>4</sub>]<sup>-</sup>, [AlH<sub>4</sub>]<sup>-</sup>, [NH<sub>2</sub>]<sup>-</sup>, [AlH<sub>6</sub>]<sup>3-</sup>, [NiH<sub>4</sub>]<sup>4-</sup>, ionically combined to one or more alkali, alkali-earth, transition metal, or rare-earth metal cations. Although this class of materials has been known for a long time (the first report on metal amides dates back to the year 1809) [10], they were studied as potential hydrogen storage materials only starting from the 1960s [11] and the mechanisms and kinetics for hydrogen release and uptake are still debated [11]. Release of hydrogen often occurs at relatively high temperatures (i.e higher than 200 °C) and hydrogen uptake often takes place at high hydrogen pressures (i.e. higher than 50 bar), and these two processes are in most of the cases characterized by slow kinetics. Therefore, it has been proven difficult to find new high capacity H<sub>2</sub> storage materials, which simultaneously have fast release and uptake of hydrogen at moderate temperatures and pressures. Several strategies have been developed to improve the performance of complex hydrides as hydrogen storage materials. Reactive hydride composites, where two or more compounds react with each other during hydrogen release, may introduce new chemical reactions [12-15]. The total reaction will be the sum of the different chemical reactions, the hydrogen storage capacity the average of the reactants H<sub>2</sub> contents and the thermodynamics ( $\Delta H$ ) may be improved if both exothermic and endothermic reactions are involved.

A reduction of particle size together with surface effects are also explored in order to improve hydrogen storage properties, e.g. encapsulation in a nano-porous matrix, known as nanoconfinement [16,17]. Another strategy is to develop new hydrides [18-21], that revealed a range of other interesting properties towards multi-functionality [9,20]. In this paper, the latest achievements concerning the above quoted topics will be briefly reviewed and discussed. Great attention will be paid to the description of the thermodynamic and kinetic aspects of the borohydrides-based systems and to the study of possible catalysts for their reactions, looking in detail at the catalytic mechanisms. The role of metal hydrides themselves as catalysts for hydrogenation and dehydrogenation reactions and for ammonia synthesis and decomposition will be discussed. Finally, original data on the reciprocal solubility of metal borohydrides in binary to quinary complex systems in solid and liquid states will be presented and discussed.

The paper is a collaborative work among international experts working on behalf of the International Energy Agency (IEA) Task 32 ‘‘H<sub>2</sub>-Based Energy Storage’’, whose one of the aim is to address hydrogen-based energy storage by developing reversible or regenerative hydrogen storage materials [18].

## **2. New complex hydrides and their properties**

A wide variety of metal borohydrides,  $M_n(BH_4)_m$ , where  $M$  represents one or more metals and  $m$  and  $n$  values depend on their charge, have been discovered and characterized during the past decade, revealing an extremely rich chemistry including fascinating structural flexibility and a huge range of compositions and physical properties.

### *2.1. Monometallic borohydrides*

The complex anion  $[BH_4]^-$  has covalent boron–hydrogen bonds, whereas the coordination to metals in the solid state is much more diverse. The heavier alkali metal borohydrides have predominantly ionic bonding with rock salt structures. However, most mono-metal borohydrides exist as framework structures with pronounced directional bonding and clearly some degree of covalence. In most cases, the  $BH_4^-$  tetrahedron shares an edge with the metal, i.e. bidentate coordination ( $\eta^2$ ) [22]. An example is magnesium borohydride, which occurs as seven different polymorphs, all with bidentate coordination of four  $BH_4^-$  groups to each magnesium atom, forming framework structures [18]. Remarkably, these polymorphs have very different densities, e.g.  $\gamma$ - and  $\delta$ - $Mg(BH_4)_2$  with, respectively, material densities of 0.55 and 0.99 g/mL and volumetric hydrogen densities of 82 and 147 g H<sub>2</sub>/L [21]. Manganese borohydride shows similar building principles and framework structures

to  $\text{Mg}(\text{BH}_4)_2$ , having slightly different stability ranges for porous and dense phases [23] as well as quite different accessibility of synthetic routes [24,25].

The most strongly polarizing cations form molecular monometallic borohydride with dominantly covalent bonding and directionality in the  $\text{M}-\text{BH}_4$  coordination, e.g.  $\text{Al}^{3+}$  and  $\text{Zr}^{4+}$  with electronegativity  $\chi_p \sim 1.5$  and 1.3. The structure of zirconium borohydride consists of isolated neutral molecular complexes of  $\text{Zr}(\text{BH}_4)_4$ . These tetrahedral molecules are analogous to the methane molecule where each  $\text{BH}_4$  complex coordinates via face sharing ( $\eta^3$ ) to zirconium with one hydrogen dangling in the solid state in a primitive cubic unit cell. This results in weak intermolecular interaction and low sublimation temperature,  $T_{\text{sub}} \text{Zr}(\text{BH}_4)_4 = 29 \text{ }^\circ\text{C}$  [26].

## 2.2 Bimetallic borohydrides

Sodium potassium borohydride was found to be a solid solution  $\text{Na}_x\text{K}_{1-x}\text{BH}_4$ ,  $0 < x < 1$ , stable in the temperature range  $200 \text{ }^\circ\text{C} < T < 450 \text{ }^\circ\text{C}$ , but phase-separates into the monometallic borohydrides at RT [27]. The only stable cationic solid solution borohydride is made by very similar  $\text{Mn}^{2+}$  and  $\text{Mg}^{2+}$  cations [28]. Many bimetallic borohydrides have perovskite related structures [29,30]. However, bimetallic borohydrides often have more complex structures involving discrete complex anions formed as a consequence of the electronegativity difference between the two metals. The most electronegative metal form partly covalent bonds to  $\text{BH}_4$  complexes, usually by edge sharing. The anionic complexes can be mononuclear, such as  $[\text{Sc}(\text{BH}_4)_4]^-$  observed in  $\text{LiSc}(\text{BH}_4)_4$ , or binuclear,  $[\text{Zn}_2(\text{BH}_4)_5]^-$  observed in  $\text{LiZn}_2(\text{BH}_4)_5$  [31,32].

More recent series of alkali-metal aluminum borohydrides [33] illustrates the way to stabilize the liquid, pyrophoric and unstable borohydride of aluminum in stable solid bimetallic phases featuring versatile stability and decomposition properties. Complementary NMR studies show also different hydrogen dynamics [34].

Bicationic borohydrides containing ammonium were recently obtained for the first time, namely  $(\text{NH}_4)\text{Ca}(\text{BH}_4)_3$  [35] and  $\text{NH}_4[\text{Al}(\text{BH}_4)_4]$  [33]. They have different decomposition pathways, and very distinct from their monocationic counterparts.

## 2.3 Trimetallic borohydrides

Significantly smaller number of trimetallic borohydrides is described as compared to bimetallic compounds [36-40]. The first (discovered in 2013) trimetallic homoleptic borohydrides,  $\text{Li}_3\text{MZn}_5(\text{BH}_4)_{15}$ ,  $\text{M} = \text{Mg}$  or  $\text{Mn}$ , are isostructural and reveal mixed cationic sites [39]. The framework of  $\text{Li}_3\text{MZn}_5(\text{BH}_4)_{15}$  made of two mco-nets contains channels built from face sharing  $[\text{M}(\text{BH}_4)_6]^{4-}$  octahedra. The framework type is related to bimetallic  $\text{LiZn}_2(\text{BH}_4)_5$  with cation disorder

(Li/Mg) on the Li-position. The two trimetallic compounds decompose via formation of the more stable mono- and bimetallic borohydrides [40].

#### 2.4. Transition metal borohydrides

Mechanochemical treatment is a well-established method for the preparation of metal borohydrides [41], but only transition metals with  $d^0$ ,  $d^5$  or  $d^{10}$  electron configurations have sufficient stability for this approach [42]. A series of cadmium borohydrides,  $\alpha$ -Cd(BH<sub>4</sub>)<sub>2</sub>,  $\beta$ -Cd(BH<sub>4</sub>)<sub>2</sub>, KCd(BH<sub>4</sub>)<sub>3</sub> and K<sub>2</sub>Cd(BH<sub>4</sub>)<sub>4</sub> are formed by mechanochemical treatment of MBH<sub>4</sub>-CdCl<sub>2</sub> mixtures (M = Li, Na or K) after only 20–30 min [43]. In contrast, iron and cobalt borohydrides were prepared by new low temperature, solvent-based synthesis methods, using dimethyl sulfide or liquid NH<sub>3</sub>, which produce ammonia stabilized compounds, [Fe(NH<sub>3</sub>)<sub>6</sub>](BH<sub>4</sub>)<sub>2</sub> and [Co(NH<sub>3</sub>)<sub>6</sub>](BH<sub>4</sub>)<sub>2</sub>, a solid solution, [Co(NH<sub>3</sub>)<sub>6</sub>](BH<sub>4</sub>)<sub>2-x</sub>Cl<sub>x</sub> ( $x \sim 1$ ), and a bimetallic compound, [Fe(NH<sub>3</sub>)<sub>6</sub>](Li<sub>2</sub>(BH<sub>4</sub>)<sub>4</sub>) [44].

#### 2.5. Rare earth metal borohydrides

A variety of mono- and bimetallic borohydrides and halides, also including rare earth metals, have been discovered during the past few years [9,45,46]. Among the rare earth metal borohydrides, RE(BH<sub>4</sub>)<sub>3</sub>, praseodymium can be considered at ‘border line’, due to its crystal chemistry, revealing five polymorphs. Moreover, the polymorphic transitions are strongly dependent on gas atmosphere (e.g. hydrogen or argon makes a significant difference) [47]. A major fraction (~95 wt%) of the Pr(BH<sub>4</sub>)<sub>3</sub> transforms directly to a rhombohedral polymorph, *r*-Pr(BH<sub>4</sub>)<sub>3</sub>, upon heating in argon ( $p(\text{Ar}) = 1$  bar). However, hydrogen gas ( $p(\text{H}_2) = 40$  bar) clearly facilitates, upon heating, polymorphic transitions  $\alpha$ -  $\rightarrow$   $\beta$ -  $\rightarrow$   $\beta'$ -  $\rightarrow$   $\beta''$ -  $\rightarrow$  *r*-Pr(BH<sub>4</sub>)<sub>3</sub> of ~65 wt% of the sample. This also appears to be the first example of stepwise negative thermal expansion.

#### 2.6. Metal borohydride derivatives

Metal borohydride derivatives created by anion substitution or by reactions with neutral molecules have also been intensively investigated, in particular new boron-nitrogen based hydrogen storage materials, which includes metal borohydrides coordinated to neutral H-rich molecules, such as NH<sub>3</sub>, NH<sub>3</sub>BH<sub>3</sub>, N<sub>2</sub>H<sub>4</sub> or ethylenediamine [48-53]. These new materials also show significant structural and compositional diversity, e.g. Y(BH<sub>4</sub>)<sub>3</sub>·xNH<sub>3</sub>,  $x = 0, 1, 2, 4, 5, 6, 7$  have structures that range from framework, layered, chain-like to molecular and cationic complexes [50].

### 3. Mechanism of hydrogen release and uptake in complex hydrides

A large number of new compounds have been synthesized and characterized during the last years [9,45]. However the reaction mechanisms for hydrogen sorption are complex and scarcely understood. In several cases, different reaction mechanisms have been proposed by the different authors for the same system. Thus, detailed spectroscopic studies and modeling, combined with theoretical investigations, are required to conclude on the nature of the decomposition products (see the recent example for manganese borohydride [54]).

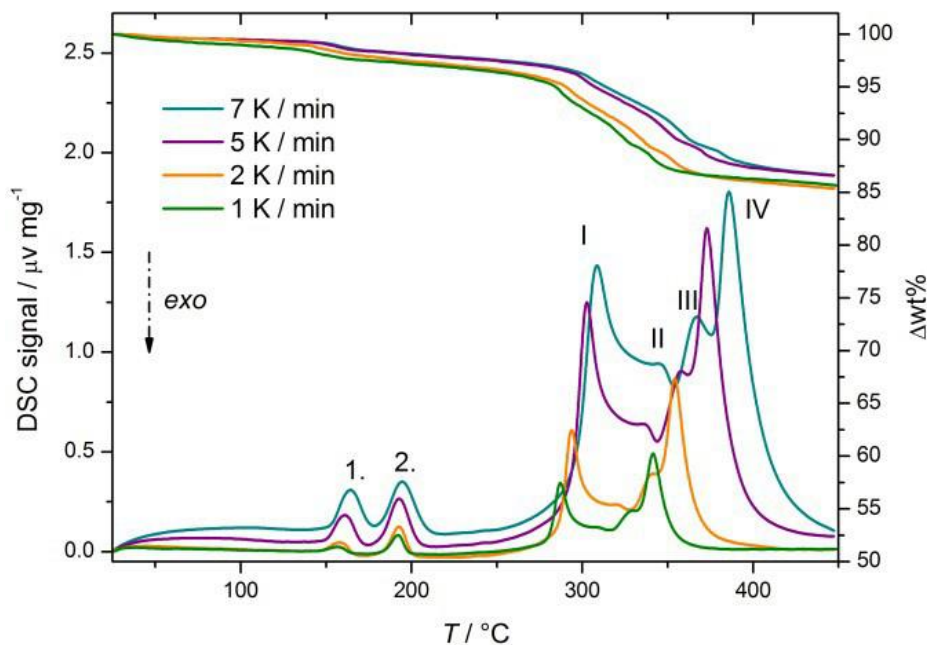
The reaction mechanism for hydrogen release and uptake in complex hydrides has been extensively studied since Bogdanovic et al. [55] published hydrogen desorption and absorption at moderate conditions in Ti-catalysed NaAlH<sub>4</sub>. Lithium and sodium alanates, LiAlH<sub>4</sub> and NaAlH<sub>4</sub>, are very well characterized, and release hydrogen via the intermediate formation of M<sub>3</sub>AlH<sub>6</sub>, M = Li or Na [18,56-60]. However, the heavier alkali metal alanates of potassium and rubidium are less well understood and follow a more complex hydrogen release mechanism, possibly involving other intermediates [61]. A number of other Al-based complex hydrides, e.g. polymorphs of alanes have also been synthesized and structurally characterized. Al-based bimetallic amidoboranes M[Al(NH<sub>2</sub>BH<sub>3</sub>)<sub>4</sub>] were recently reported for the first time, revealing complex decomposition pathway, along with a partial reversibility for M = Na [62,63]. Potential reversibility of ammonia borane complexed to aluminium borohydride, suggested on the basis of its endothermic dehydrogenation, is also ascribed to the ability of the strong Lewis acid Al<sup>3+</sup> to coordinate both the initial hydrogenated species as well as their dehydrogenation products [51,64].

Starting materials, as well as intermediates and final products during hydrogen release are typically crystalline, and thus the crystal structures of the different hydrides during hydrogen desorption and absorption are in most cases well characterized [58,59].

On the other hand, the decomposition products may be also non-crystalline and thus difficult to characterize. Furthermore, no real catalysts that will break the B-H bonds have been identified for the borohydrides. Nevertheless, several additives have an effect on the kinetics for hydrogen release [65-67].

One example can illustrate the complexity of transformations induced by heat. Mg(BH<sub>4</sub>)<sub>2</sub> has a high hydrogen capacity (14.5 wt%) and theoretically predicted hydrogen release at rather mild conditions [68,69]. It has the most complex structures and several polymorphs have been identified, including  $\alpha$ -,  $\beta$ -,  $\beta'$ -,  $\epsilon$ -,  $\gamma$ -,  $\zeta$ -Mg(BH<sub>4</sub>)<sub>2</sub> and amorphous Mg-borohydride [65 and reference therein, 70]. By heating,  $\alpha$ -Mg(BH<sub>4</sub>)<sub>2</sub> transforms to the  $\beta$ -modification, whereas  $\gamma$ -,  $\zeta$ - and amorphous Mg(BH<sub>4</sub>)<sub>2</sub> undergo the phase transition via  $\epsilon$ - to  $\beta'$ -Mg(BH<sub>4</sub>)<sub>2</sub> before decomposition. This process begins from the  $\beta$ - or  $\beta'$ -polymorphs and its pathways depend on the polymorph and the experimental conditions. Many alternative reaction schemes have been proposed in the literature [65,71], and since amorphous

phases may be involved, a complete understanding of the reactions is still missing. It has been found that a significant desorption starts at about 150 °C of  $\gamma$ -Mg(BH<sub>4</sub>)<sub>2</sub> and with complete desorption at 450 °C [65], see Fig.1.



**Figure 1.** DSC-TGA measurements of  $\gamma$ -Mg(BH<sub>4</sub>)<sub>2</sub> at various heating rates, steps 1-2 indicate phase transitions, and I-IV decomposition. The figure is taken from [65] with permission from Elsevier.

Both isotope exchange experiments with Raman spectroscopy and kinetic modeling indicate that bulk H diffusion is the rate-limiting step in dehydrogenation and re-hydrogenation reactions in Mg(BH<sub>4</sub>)<sub>2</sub> [66,72]. Partial reversibility and cycling 3 times have demonstrated 2.5 wt% reversible hydrogen capacity with transition metal additives. It has also been shown that Mg(BH<sub>4</sub>)<sub>2</sub> undergoes a reversible rehydrogenation to Mg(B<sub>3</sub>H<sub>8</sub>)<sub>2</sub> and MgH<sub>2</sub> at 200 °C with 2.5 wt% hydrogen involved [73].

#### 4. From complex hydrides to complex hydride-based systems

Despite the relatively high gravimetric hydrogen content of most of the complex hydrides, due to thermodynamic and kinetic constraints, the hydrogen release takes place at temperatures that are too high for mobile applications. In addition, the reversibility of the dehydrogenation process is a barrier difficult to overcome. This is particularly true for the complex hydrides containing alkali or alkali-earth metal cations. In fact, the re-hydrogenation of the products of the thermally activated dehydrogenation of un-catalyzed complex hydrides can be achieved just partially if harsh temperature and hydrogen pressure are applied. The possibility to use complex hydrides (e.g. NaBH<sub>4</sub>) for hydrogen generation through hydrolysis reaction was investigated since the 1950s [74,75]. However,

recently the research on this topic has suffered a sensible decline due to the recommendation to “no go” for the aqueous solution of complex hydrides as hydrogen storage media for automotive application by the U.S. Department of Energy (DoE) [76].

#### 4.1. *Reactive Hydride Composites (RHCs)*

The possibility to modify the thermodynamic properties of metal hydrides was reported for the first time in 1958. That year G. G. Libowitz et al. reported that the alloy of Zr and Ni (ratio 1:1), once hydrogenated, displays, for a certain temperature, an equilibrium hydrogen pressure much higher than that of  $ZrH_2$  [77]. This indicates that the decomposition enthalpy of  $ZrNiH_3$  is lower than that of  $ZrH_2$ . Later, between 1967 and 1968 J.J. Reilly et al. studying the hydrogenation properties of the alloys of Mg-Cu and Mg-Ni, described the possibility to modify the reaction enthalpy of a hydride by the addition of elements which, upon dehydrogenation, reversibly react with the starting hydride to form a new compound [12,13]. In particular, they proved that the reaction enthalpies of the system  $3MgH_2$ - $MgCu_2$  and of  $Mg_2NiH_4$  are lower than that of pure  $MgH_2$ . Unfortunately, although alloying leads to a reduction of the dehydrogenation enthalpy, the gravimetric hydrogen capacity is significantly reduced. In the beginning of 2000s, propelled by the pioneering discovery of Bogdanovic and co-workers, the scientific community multiplied its efforts on developing hydrogen storage systems based on complex hydrides [55]. Similarly to the approach followed by G.G. Libowitz et al. and J.J. Reilly et al., P. Chen et al. [78], J.J. Vajo et al. [14] and G. Barkhordarian et al. [15] reported on the possibility to destabilize lightweight complex hydrides using a second hydride (RHCs systems). Compared with the complex hydrides they derive from, the RHC systems have the advantage of being reversible under moderate temperature and hydrogen pressure conditions and having a reduced reaction enthalpy without sacrifice the hydrogen storage capacity of the material. Since the publications of these pioneering works, several studies on RHC systems were carried out. The first example reported in literature is  $LiNH_2 + LiH$  [14,78].  $LiNH_2$  and  $LiH$  alone decompose releasing hydrogen at temperature above 300 °C and 550 °C, respectively. However,  $LiNH_2 + LiH$  can be reversibly operated at temperatures around 250 °C and possesses a hydrogen capacity of about 6.5 wt %. For this system, the operating temperature could be reduced even further if the kinetic constrains that affect it could be overcome. In fact, the enthalpy and entropy associated to the dehydrogenation process being 38.9 kJ/mol  $H_2$  and 111.98 J/K mol  $H_2$ , respectively, an equilibrium pressure of  $p(H_2) = 1$  bar at 74 °C is expected [79].

Another appealing storage system based on amides is  $2Mg(NH_2)_2-4LiH$  [80,81]. This system decomposes following a two-step reaction which first leads to the formation of  $Li_2Mg_2(NH)_2 + LiNH_2 + LiH$  and finally to the formation of  $Li_2Mg(NH)_2$ . Considering only the first reaction step, the



replacement of  $\text{LiNH}_2$  with  $\text{Mg}(\text{NH}_2)_2$  leads to a reduction of the reaction enthalpy down to ca. 40 kJ/mol  $\text{H}_2$  maintaining a still appreciable hydrogen storage capacity (4.2 wt %). However also in this case, despite the operating temperature of about 80 °C is expected, due to kinetic constrains, it is possible to cycle efficiently the material only at temperatures above 150 °C [81].

Later, these works were followed by reports on the discovery of RHC systems based on borohydrides. The first system was the  $2\text{LiBH}_4\text{-MgH}_2$  [82-86]. This system has a theoretical reversible hydrogen storage capacity of 11.5 wt % as well as values of reaction enthalpy and entropy (46 kJ/mol  $\text{H}_2$  and 104 J/K mol  $\text{H}_2$ , respectively) which imply an equilibrium pressure of 1 bar hydrogen at 170 °C. However, as for the  $\text{LiNH}_2\text{-LiH}$  system, also in this case, due to kinetic constrains, the operating temperature (> 300 °C) is usually much higher than expected. The key for the reversibility of this system is the formation upon dehydrogenation of  $\text{MgB}_2$  (rather than stable boron containing phases such as  $\text{Li}_2\text{B}_{12}\text{H}_{12}$  and amorphous boron) and its unexpectedly good kinetic properties of rehydrogenation [82].

A similar RHC systems based on borohydrides is  $2\text{NaBH}_4\text{-MgH}_2$  [87-90]. Despite a rather high hydrogen storage capacity (i.e. 7.8 wt %) it has a relatively high overall reaction enthalpy of 62 kJ/mol  $\text{H}_2$  which results in an equilibrium hydrogen pressure of 1 bar at 350 °C. Moreover, due to phase segregation phenomena it is only partially reversible upon cycling.

The hydrogen storage properties of the RHC systems  $4\text{LiBH}_4\text{-5Mg}_2\text{NiH}_4$  [91] and  $4\text{NaBH}_4\text{-5Mg}_2\text{NiH}_4$  [92] were sporadically investigated. However, due to their low hydrogen storage capacity and high thermodynamic stability they are not considered any more as potential hydrogen storage materials. Recently, the system  $\text{Ca}(\text{BH}_4)_2\text{-2.5Mg}_2\text{NiH}_4$  was also investigated [93,94]. Despite its poor hydrogen storage properties, this system evidenced unique kinetic properties. In fact, in this system, during dehydrogenation, the formation of  $\text{MgNi}_{2.5}\text{B}_2$  is observed as the only B-containing phase. Apparently,  $\text{Mg}_2\text{Ni}/\text{Mg}_2\text{NiH}_4$  accept boron atoms from  $\text{CaB}_{12}\text{H}_{12}$  and amorphous boron, which are usually irreversible decomposition products of  $\text{Ca}(\text{BH}_4)_2$ , to form  $\text{MgNi}_{2.5}\text{B}_2$ . This phase in turn readily donates the boron atoms back to form again  $\text{Ca}(\text{BH}_4)_2$  upon re-hydrogenation.

A mixture of  $\text{Mg}_2\text{NiH}_4$  with an eutectic mixture of borohydride have been tested to understand the role of liquid borohydride in the tailoring of RHC, however similar results to the previously described systems have been obtained [95].

Recently new ternary amide-borohydride-hydride RHC systems with appealing hydrogen storage properties were proposed. J. Hu et al. [81] reported on the improvement of the kinetic and thermodynamic properties of the system  $\text{Mg}(\text{NH}_2)_2\text{-LiH}$  obtained by the addition of 0.1 mol of  $\text{LiBH}_4$ . In fact, for this system, a theoretical dehydrogenation temperature of 70 °C at 1 bar of hydrogen pressure is expected and a reduction of the operating temperature from 180 °C to 140 °C was achieved. Among

others, the key factor enabling the tuning of the kinetic properties of this system appears to be the formation of  $\text{Li}_4(\text{BH}_4)(\text{NH}_2)_3$  [96] upon dehydrogenation. This phase possesses an extremely high  $\text{Li}^+$  conductivity and being in molten state under operating temperature conditions it ensures fast mass transport within the system and high surface contact between reactants [97-100]. It is interesting to notice that varying the quantity of  $\text{LiBH}_4$  contained in the system a fine tuning of its hydrogen storage properties is possible. For this reason a systematic investigation of effect of the  $\text{LiBH}_4$  content in the system  $6\text{Mg}(\text{NH}_2)_2\text{-}9\text{LiH}$  was recently carried out. Astonishingly, for the system  $6\text{Mg}(\text{NH}_2)_2\text{-}9\text{LiH}\text{-}12\text{LiBH}_4$  the measured reaction enthalpy is of only 24 kJ/mol  $\text{H}_2$ , thus a theoretical equilibrium pressure of 1 bar hydrogen at room temperature is expected [100]. Also in this case, kinetic constrains impair the dehydrogenation and re-hydrogenation reactions occurring at the theoretically expected temperature and hydrogen pressure. However, for the first time it has been possible to reversibly operate a RHC system below 100 °C, thus matching the operative temperature target established by the DoE for vehicular fuel cell applications [101]. A similar system has been employed in a solid- state hydrogen tank to be used for and Auxiliary Power Unit [102].

## 5. Composite materials of complex hydrides.

Other than the RHC strategy, various composites with complex hydrides have been studied to decrease dehydrogenation temperature and pressure for re-hydrogenation [103,104] and will be shortly reviewed in this section.

### 5.1 *Complex hydrides on carbon support*

One method is to make nanocomposite hydrides, which have reduced diffusion length to optimize the thermodynamics and kinetic of hydrogen adsorption and desorption. Furthermore, it was considered as an important strategy to control dynamics, reversibility and equilibrium pressure for hydrogen storage [105]. However, the high surface of nanoscaled materials often causes agglomeration of particles. The agglomeration from structured nanomaterials can be prevented by using various supports. Carbon has been reported as a suitable support material for nano-sized complex hydrides [106,107]. Carbon supports physically adsorb hydrogen and can be a hydride containing chemically adsorbed hydrogen. The combination of carbon and complex hydride increases the total hydrogen storage density [108].

The most commonly used method to prepare nano-sized complex hydrides on a carbon support is ball milling [42]. In the case of a composite of porous carbon and  $\text{LiBH}_4$ , hydrogen desorbs at 330 °C with a reversible capacity of 6.0 wt% [109]. The ball milling method gives a wide distribution of particle size. Therefore,  $\text{NaBH}_4$  can be synthesized directly on carbon to form nano-sized  $\text{NaBH}_4$  of

6 nm and it shows different levels of dehydrogenation depending on the types of carbon used as support. The dehydrogenation temperature is reduced to 100-150 °C and the reversible hydrogen storage capacity is more than 5.0 wt% [110,111]. Another approach to achieve nanoscale size in complex hydrides is to infiltrate the material into a porous support. This approach, that can greatly improve the hydrogen absorption kinetics of the complex hydrides, will be described in details in paragraph 6.1.

### *5.2 Complex hydrides in ionic liquids*

The general properties of ionic liquids are (1) no boiling point, (2) their vapor pressure is close to zero, (3) thermally stable at high temperatures, (4) it can dissolve various organic, inorganic, metallic and polymeric substances, and (5) various physicochemical properties such as density, viscosity, solubility, hydrophobicity depending on the combination of cation and anion [112]. Ionic liquids were studied both as a hydrogen source and as a solvent to further assist hydrogen generation from hydrogen storage materials. Dupont et al. [113] reported that a hydrogen atom can be reversibly added to 1-alkyl(aryl)-3-methylimidazolium N-bis(trifluoromethanesulfonyl) imidate molecule of an ionic liquid by using Pd/C catalyst and it can store up to 30 g/L of hydrogen. Recent research on hydrogen storage using ionic liquids concerns mainly the amine borane group. Amine borane releases a significant amount of hydrogen at temperatures below 200 °C and the theoretical hydrogen content is 19.6 wt% [114]. Prechtel and Sahler [115] studied ionic liquids for hydrogen production from amine borane derivatives, in particular hydrogen yields related to cations in ionic liquids, giving rise to 3.0 wt% of hydrogen. Sneddon et al. [116] reported the dehydrogenation properties of the amine borane with ionic liquid depending on amine borane structure. The ionic liquid changes the structure of the amine borane group to desorb hydrogen at low temperature (95 °C) with hydrogen yields of 5.4 wt%. Banerjee et al. [117] has studied the reaction kinetics of the hydrogen storage pathway for composites of six different ionic liquids and amine borane. In addition, Li et al. [118] synthesized a composite from NaBH<sub>4</sub> and an ionic liquid (bmimNTf<sub>2</sub>). The composite is liquid and releases more than 70 % of the theoretical hydrogen at temperatures as low as 180 °C. The dehydrogenation proceeds as an exothermic reaction compared to an endothermic dehydrogenation of the pure complex hydride, this difference is attributed to a destabilization due to the charge transfer of the cation from NaBH<sub>4</sub> to the ionic liquid. The ionic liquid was investigated to assist in the formation of the intermediate during dehydrogenation, but the role of the ionic liquid has not been clarified. Further investigations of physical properties in ionic liquids are required in order to apply them as hydrogen storage materials.

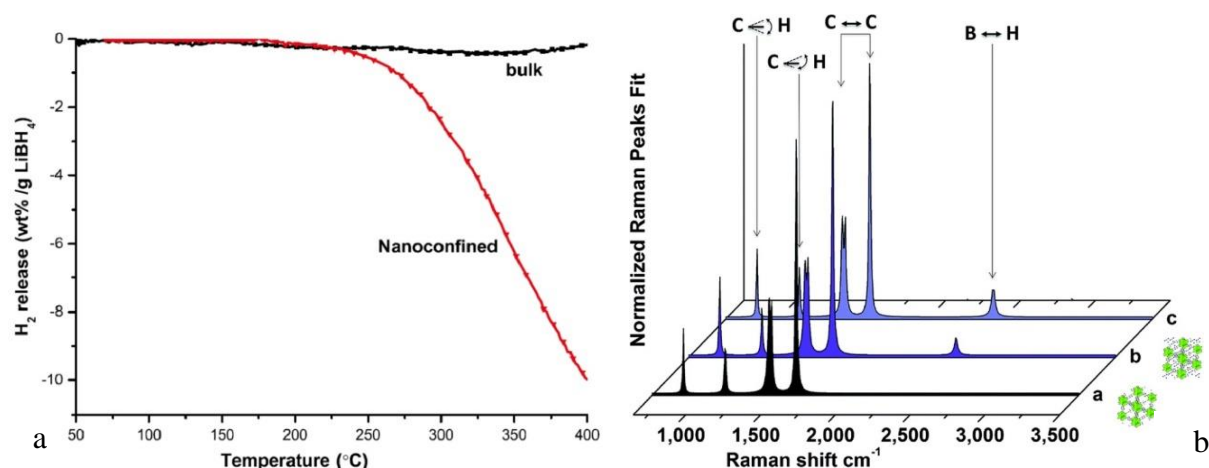
## **6. The influence of nanoconfinement and catalysis**

It has been well recognized that none of the complex metal hydrides in its pure form fulfills the requirements in terms of functionality for applications such as in reversible hydrogen storage. Next to composites made by ball-milling, as discussed in the previous section, nanostructured metal hydride composites made by confining the metal hydride in a porous matrix, or adding a second phase as a catalyst or promoter, can greatly enhance the hydrogen sorption kinetics and cyclability, albeit at the expense of hydrogen storage capacity [16,17,119,120]. Progress until 2015 can be found in other reviews [17,18,121,122]. Hence, after a few introductory remarks, in this paper we focus on developments and publications on this topic from 2015 onwards.

### 6.1. *Nanoconfinement*

It was discovered almost a decade ago that confining complex metal hydrides such as  $\text{NaAlH}_4$ ,  $\text{LiBH}_4$  or  $\text{NaBH}_4$  in a nanoporous scaffold, typically a carbon-based scaffold, greatly enhances the hydrogen sorption kinetics and cyclability for reversible hydrogen storage [123-131]. The scaffold, often consisting of a high surface area carbon material, allows for the preparation of small crystallites, stabilizes them against further growth, and might provide nuclei for phase transitions [132]. Also electronic interaction with carbon might play an important role [133]. Recently also  $\text{LiAlH}_4$  was confined in high surface area graphite, showing remarkably lowered sorption temperatures and reversibility [134].

The phase stability is also affected by nanoconfinement in carbon materials, but typically not in a favorable manner. The generally attractive interaction between the (molten) complex metal hydride and the carbon scaffold material, as evidenced by the generally spontaneous infiltration of carbon matrices with complex metal hydrides upon melting [135], stabilizes the metal hydride with respect to its decomposition products such as  $\text{LiH}$ ,  $\text{B}$  and  $\text{Al}$  [136,137]. A notable exception is when the decomposition products such as  $\text{Li}$  or  $\text{Na}$  can be stabilized by intercalation into the carbon scaffold. For instance, it was demonstrated that the equilibrium decomposition temperature of  $\text{LiBH}_4$  in a porous carbon scaffold under 1 bar  $\text{H}_2$  pressure was lowered by  $150^\circ\text{C}$  compared to macrocrystalline  $\text{LiBH}_4$  (Figure 2a), which was explained by the favourable intercalation into the carbon of the  $\text{Li}$  decomposition product [138] shifting the equilibrium from complex metal hydride to the (partially) intercalated decomposition products. Typically the quest has been to destabilize metal hydrides, as their enthalpies of formation are generally too negative for practical applications. However, a few complex metal hydrides are too unstable, and nanoconfinement might be used to stabilize them. An elegant proof of principle was recently reported for  $\text{Ti}(\text{BH}_4)_3$ . This unstable complex metal hydride which normally rapidly decomposes at room temperature, was stable for at least a month when confined in a metal organic framework and kept under  $\text{Ar}$  atmosphere (Figure 2b)] [139].



**Figure 2:** Two examples of how nanoconfinement can change the stability of complex metal hydride materials. (a, left) H<sub>2</sub> release from macrocrystalline LiBH<sub>4</sub> and from LiBH<sub>4</sub> confined in a nanoporous carbon scaffold, measured at  $p(\text{H}_2) = 1.1$  bar H<sub>2</sub> and heating with 3 °C/min, showing how nanoconfinement destabilizes and lowers the 410 °C equilibrium temperature under 1 bar H<sub>2</sub> with ~150 °C [138]; (b, right) Raman spectra showing how the normally at room temperature unstable Ti(BH<sub>4</sub>)<sub>3</sub> is stabilized by confinement in a MOF, (a) empty MOF, (b) MOF loaded with Ti(BH<sub>4</sub>)<sub>3</sub>, (c) the same sample after 1 months storage in Ar at RT [139].

Other authors have explored whether chemical modification of the carbon scaffold might be beneficial. Oxygen-containing surface groups decrease the reversible capacity by gradual reaction with the active material, while if the carbon material is properly purified and the dangling bonds are hydrogen-terminated, over 95% reversibility can be achieved for nanoconfined NaAlH<sub>4</sub> [140]. Modifying the carbon scaffold with nitrogen functionality did have a large impact, but overall did not lead to an improved performance for nanoconfined LiBH<sub>4</sub> or NaAlH<sub>4</sub> [107,141]. Fluorographite led to faster hydrogen release from Mg(BH<sub>4</sub>)<sub>2</sub> in the presence of LiBH<sub>4</sub>, probably due to the formation of some stable fluoro-compounds such as MgF<sub>2</sub> and LiF, but reversibility was poor [142]. These studies show that control over the nature and amounts of surface groups on the carbon scaffold offers an important strategy to tune hydrogen sorption properties, but often comes at the expense of reversible capacity due to side reactions.

Other scaffolds than carbon were investigated using innovative preparation techniques. Buckley et al used porous Mg as a reactive scaffold to be melt-infiltrated with LiBH<sub>4</sub> [143]. Aguey-Zinsou coated LiH nanoparticles, made by wet-chemical synthesis (hydrogenation of lithium naphthalenide) with Ni, which acted as scaffold and catalyst at the same time [144]. In a similar manner nanoscale LiAlH<sub>4</sub> coated with Ti was prepared [145].

Complex metal hydrides can also be co-confined with another metal hydride, such as in the combinations MgH<sub>2</sub>-LiBH<sub>4</sub> [131,146,147], Mg<sub>2</sub>NiH<sub>4</sub>-LiBH<sub>4</sub> [148], LiBH<sub>4</sub>-MgH<sub>2</sub>-TiCl<sub>4</sub> [149], and

with another complex hydride, like reported recently in the combinations  $\text{LiBH}_4\text{-Ca}(\text{BH}_4)_2$  [150,151],  $\text{LiBH}_4\text{-NaAlH}_4$  [152],  $2\text{LiBH}_4\text{-NaAlH}_4$  [153],  $\text{LiBH}_4\text{-NaBH}_4$  [154] and  $\text{LiBH}_4\text{-KBH}_4$  [155]. Eutectic melting composites have received special interest, because they are readily infiltrated in a porous matrix [155-157]. Bulk and nanoconfined  $0.68\text{LiBH}_4\text{-}0.32\text{Ca}(\text{BH}_4)_2$  have hydrogen storage capacities of 5.4 and 3.7 wt %  $\text{H}_2$  stable from the second to the fifth  $\text{H}_2$  release, close to the calculated hydrogen contents of  $\text{LiBH}_4$  in  $0.68\text{LiBH}_4\text{-}0.32\text{Ca}(\text{BH}_4)_2$ . The decomposition products of  $\text{Ca}(\text{BH}_4)_2$ , e.g.  $\text{CaO}$ ,  $\text{CaH}_2$  and  $\text{CaB}_6$ , appear to facilitate the full reversibility of  $\text{LiBH}_4$ .

In most cases the nanoconfinement led to better cycling stability and faster kinetics, especially in the first few cycles. Understanding these systems is a challenge, due to the presence of a multitude of different phases. Theoretical investigations, such as based on the Calphad method for the assessment of thermodynamic properties combined with *ab initio* calculations, are increasingly able to validate experimental results and provide a complete description of the thermodynamic properties of mixtures of complex metal hydrides (see section 7) [158].

## 6.2. Catalysts and additives for hydrogen ab- and desorption

Two decades ago Bogdanovic reported how a few percent of Ti-based compound greatly accelerates the hydrogen desorption from  $\text{NaAlH}_4$ , as well as the subsequent hydrogen absorption [55]. Since then, a wide range of catalysts has been explored to enhance the kinetics of hydrogen sorption in complex metal hydrides. However, detailed understanding of the mechanism by which these catalysts operate is still lacking. The additives are often added as salts, for instance as chlorides or oxides, and by ball milling. Although in practice the metal cations will be reduced to metallic form by most of the complex metal hydrides, it is not easy to distinguish catalytic effects in the classical sense (for instance, the impact of additives on the microstructure of complex metal hydrides, the effect of anions, the reaction between the additives and the complex metal hydride itself., etc.). Nevertheless a wide range of additives, mostly based on transition metals, is known to enhance hydrogen sorption kinetics and reversibility.

In a few cases, well defined transition metal catalysts have been added, which allows a more detailed study of the mechanism. An example where the mechanism was studied in more detail was for carbon-supported metallic Ni nanoparticles added to  $\text{LiBH}_4$ . It was shown that the nickel nanoparticles are converted to a nanosized nickel boride phase with variable nickel to boron ratio, acting as a flexible boron store and probably as a nucleus for phase transformations [159]. In a recent study, L. Chen et al explored 5-15 nm Fe, Co and Ni metallic catalysts being added to the  $2\text{LiBH}_4\text{-MgH}_2$  system [160]. They showed that in-situ  $\text{FeB}$ ,  $\text{CoB}$ , and  $\text{MgNi}_3\text{B}$  were formed, with the last identified as the most effective catalyst for this system. Starting from metal-organic frameworks highly dispersed but stable

metal nanoparticles can be obtained [107,161,162]. Metal-organic framework derived cobalt nanoparticles improved the reversibility in the  $\text{LiBH}_4\text{-2LiNH}_2$  system, being stabilized against growth during cycling by the pyrolyzed carbon resulting from the decomposition of the original metal organic framework [162].

### 6.3. Using metal hydrides as catalysts

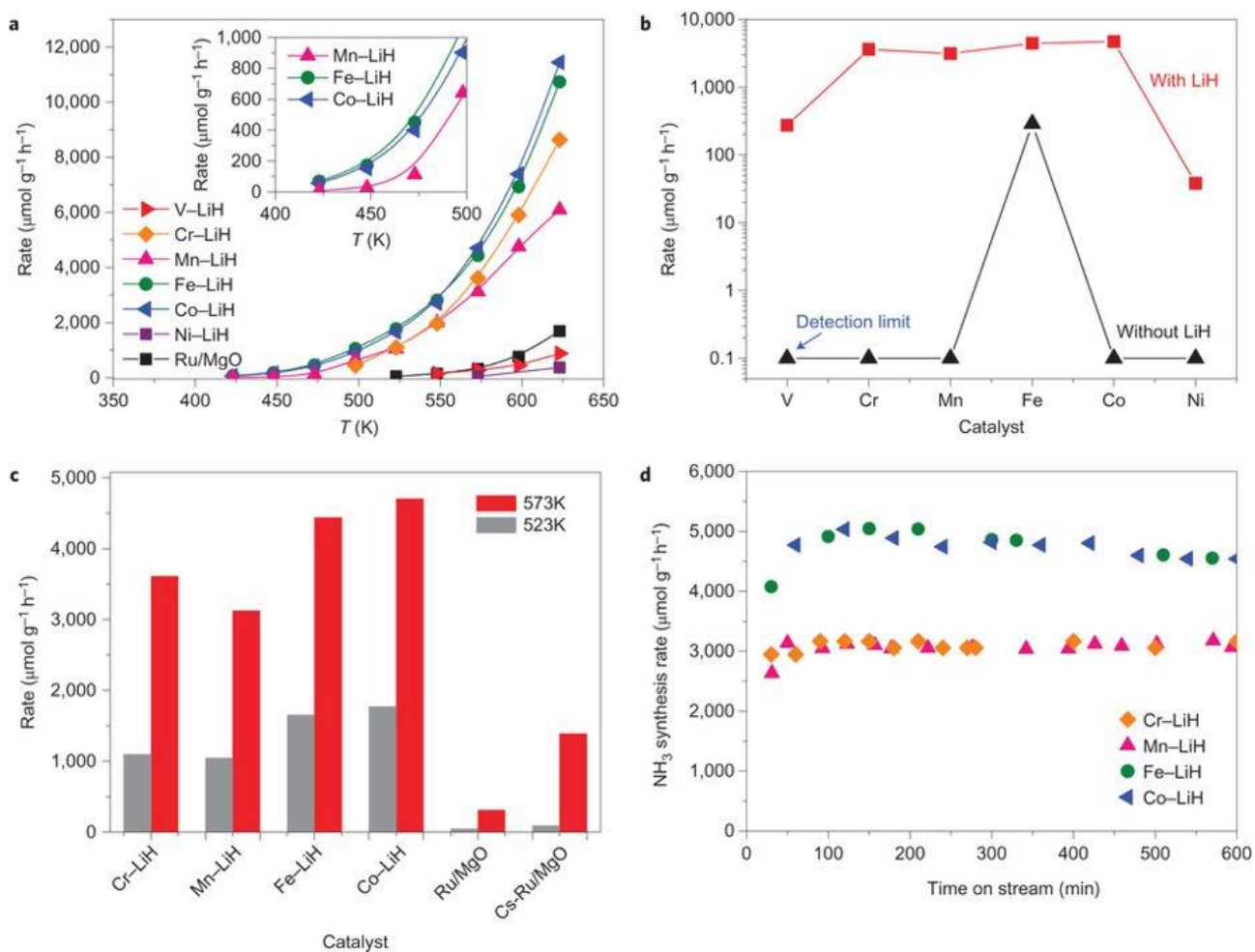
Another recent development is that the complex metal hydrides themselves can be explored as hydrogenation, dehydrogenation or isomerization catalysts. The group of Schüth was the first to report that Ti and Ce- doped  $\text{NaAlH}_4$  (synthesized via mechanical milling) catalyzes the gas phase hydrogenation of unsaturated hydrocarbons, such as DPA (diphenylacetylene) and stilbene [163]. They showed that at 130 °C and 100 bar hydrogen, the DPA was fully hydrogenated to the saturated product within three hours. The bulk or pristine  $\text{NaAlH}_4$  is not active in this reaction, just as it does not exhibit reversible hydrogen sorption, therefore in this case the transition metal doping with Ti or Ce seemed crucial. However, more recently Bramwell *et al.* showed that  $\text{NaAlH}_4$  confined in nanoporous carbon without any transition metal additives, is an active catalyst for hydrogenation of a wide range of terminal and internal alkynes and alkenes [164]. In both cases, the catalysts were only active under conditions corresponding to those for reversible hydrogen uptake.

The same is true for another reaction that was tested, namely the formation of methane during the hydrogenation of  $\text{CO}_2$  using a  $\text{ZrCoH}_x$  catalyst [165]. Cobalt is probably in a reduced state, but the availability of hydrogen from the metal hydride was essential to observe methane production. Catalyst activities were not reported, so no comparison with more standard  $\text{CO}_2$  hydrogenation catalysts (or non-catalytic reduction of  $\text{CO}_2$  by complex hydrides [166]) is possible, but it is clear that the presence of hydrides enhanced the catalytic activity. The state of the catalyst was also important for carbon-supported Rh-based nanoparticles with an average size of 1.0 nm, which were tested for the selective hydrogenation of butadiene [167].  $\text{RhH}_x$  was consistently more active than Rh, which was predominantly ascribed to electronic effects: it was hypothesized that Rh-H bonds at the surface were stabilized by the presence of subsurface hydrogen.

Attracting much attention is the use of complex metal hydride-based catalysts for ammonia decomposition and synthesis. David *et al* reported that  $\text{NaNH}_2$  and non-stoichiometric  $\text{LiNH}_2$  were very active catalysts for  $\text{NH}_3$  decomposition [168], however only when used in a steel reactor, which suggested that the presence of additional transition metal was essential. Alternatively good activities were obtained by combining nanoconfined Ni and  $\text{LiNH}_2$  nanoparticles confined in a carbon scaffold [169]. The group of Chen systematically investigated the combination of  $\text{LiH/LiNH}_2$  with a range of transition metals, and showed that for instance lithium amides combined with Mn can rival the

activity of conventional Ru/CNT catalysts for ammonia decomposition [170]. Even more excitingly, they also showed that the same type of catalysts could be used effectively for ammonia synthesis (Figure 3), for which they propose a concerted mechanism involving both the transition metal (nitride) and the LiH/LiNH<sub>2</sub> [171].

From these recent developments, it is clear that, although in many cases the details of the mechanism are not yet fully understood, metal hydrides do represent a class of materials that is highly interesting to explore as an alternative for the present (de)hydrogenation catalysts, which are often based on scarce and expensive transition metals.



**Figure 3:** Catalytic performance of TM(N)-LiH nanocomposites; (a) NH<sub>3</sub>-synthesis rate as a function of temperature, reaction conditions: N<sub>2</sub>:H<sub>2</sub> = 1:3 with a WHSV of 60,000 mL g<sup>-1</sup> h<sup>-1</sup>; pressure, 10 bar. (b) comparison of the activities of the TM with and without LiH at 573 K; (c) activities of Cr-, Mn-, Fe- and Co-LiH composites, Ru/MgO and Cs-promoted Ru/MgO (Cs-Ru/MgO) catalysts at 523 and 573 K (d) activity evolution with time for Cr-, Mn-, Fe- and Co-LiH at 573 K. Reproduced with permission from [171].

## 7. Solubility in borohydrides



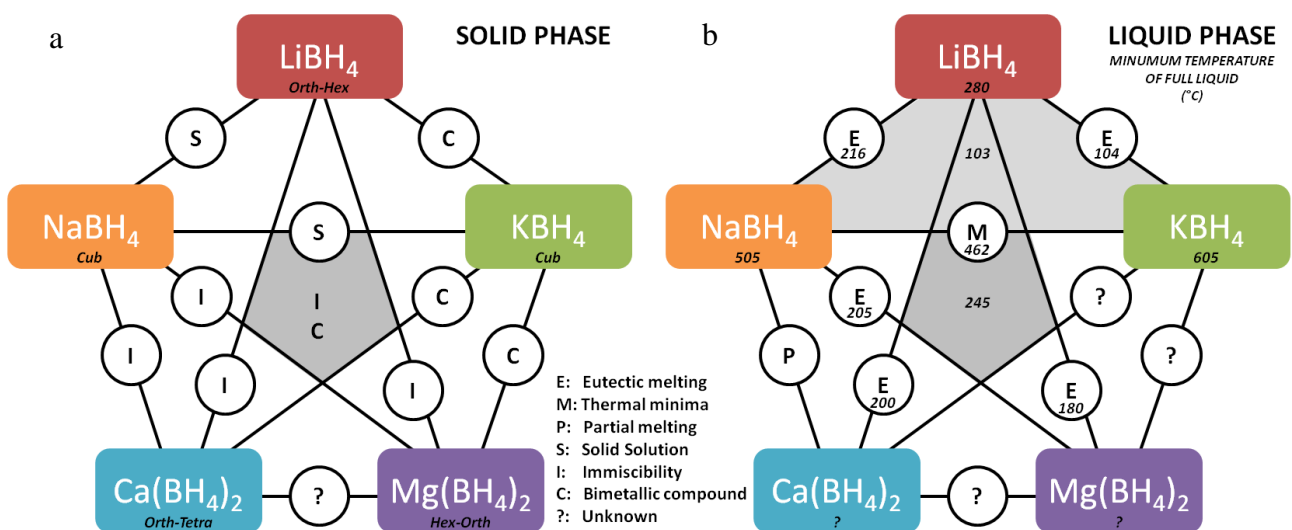
Complex hydrides are characterized by a cationic and an anionic sublattice, as expected for ionic compounds. Solubility of complex hydrides in the solid state can be obtained in a single or in both sublattices. Generally, complex hydrides show different crystal structures at room temperature and often are subjected to polymorphic phase transitions upon heating, eventually leading to melting before decomposition. Mixtures of complex hydrides may show the formation of solid solutions, i.e. cationic or anionic fully disordered structures. On the other hand, as already described before, they can form compounds, i.e. cationic or anionic ordered structures. These compounds can be bimetallic, trimetallic or multimetallic, and they can show different anions in the structure. A systematic description of compounds observed upon mixing complex hydrides is reported in [9]. In the following, an overview of solubility in both cationic and anionic sublattices for borohydrides will be presented and the role of chemical bonds and coordination in the crystal structure will be highlighted. Binary combinations between borohydrides or with halides have been extensively investigated, showing the formation of solid solutions, resulting from cationic [28,172-174] or anionic [175-183] substitutions, as well as hydrogen-fluorine exchange [184-187]. For some binary and ternary mixtures of borohydrides, corresponding thermodynamic properties and phase diagrams have been recently assessed, allowing the determination of the enthalpy of mixing in solid and liquid phases [174,187]. Examples of cationic solid solutions in binary borohydrides are limited to the  $\text{Mg}(\text{BH}_4)_2\text{-Zn}(\text{BH}_4)_2$  [172],  $\text{Mg}(\text{BH}_4)_2\text{-Mn}(\text{BH}_4)_2$  [28],  $\text{LiBH}_4\text{-NaBH}_4$  [154] and  $\text{NaBH}_4\text{-KBH}_4$  [27] systems. In other cases, a nearly full immiscibility is observed [155,158,188-194], suggesting structural and electronic constraints in the formation of solid solution in cationic sublattice in the case of borohydrides. Considering the  $\text{LiBH}_4\text{-NaBH}_4\text{-KBH}_4$  system,  $\text{LiBH}_4$  can form a cubic phase with limited solid solubility in  $\text{NaBH}_4$  and  $\text{KBH}_4$ . No solid solutions have been observed in the orthorhombic and hexagonal phase, except for the  $\text{LiBH}_4\text{-NaBH}_4$  system, where an extensive dissolution of  $\text{NaBH}_4$  in the hexagonal phase has been observed. The higher solubility in the hexagonal phase with respect to the orthorhombic one in  $\text{LiBH}_4$  is likely related to structural factors, such as the higher available free volume, fast reorientation of the  $\text{BH}_4^-$  anion and more favorable coordination in the hexagonal structure with respect to that in the orthorhombic one, allowing an easier cationic exchange and motion. Recently, an explorative investigation of a quinary borohydride mixture showed a limited interaction of the different borohydrides in the  $\text{LiBH}_4\text{-NaBH}_4\text{-KBH}_4\text{-Mg}(\text{BH}_4)_2\text{-Ca}(\text{BH}_4)_2$  system in the solid phase [195].

Figure 4a resumes available information on the cations interactions in the solid phase in the  $\text{LiBH}_4\text{-NaBH}_4\text{-KBH}_4\text{-Ca}(\text{BH}_4)_2\text{-Mg}(\text{BH}_4)_2$  system. It can be observed that, in addition to the previously reported interactions, no miscibility is observed in other binary or higher combinations. Thus,  $\text{KBH}_4$  strongly interacts with other borohydrides to form bimetallic compounds or solid solutions.

An anionic substitution of the  $\text{BH}_4^-$  group by halides is widely favored in binary systems. In  $\text{LiBH}_4$ - $\text{LiBr}$  [180] and  $\text{LiBH}_4$ - $\text{LiI}$  [175], hexagonal solid solutions are stable at room temperature and they have been widely explored and characterized. A limited orthorhombic solid solution is present in the  $\text{LiBH}_4$ - $\text{LiBr}$  system, while possible solid solutions in the cubic structure have never been characterized in details. In the  $\text{LiBH}_4$ - $\text{LiCl}$  system [181,182], no significant solubility in the orthorhombic and cubic phases is evidenced, while in the hexagonal phase limited solubility is detected at high temperatures. A solubility in the solid state is confirmed for many binary systems between borohydrides and metal halides:  $\text{NaBH}_4$ - $\text{NaCl}$  [176,179],  $\text{NaBH}_4$ - $\text{NaBr}$  [196],  $\text{Ca}(\text{BH}_4)_2$ - $\text{CaX}_2$ ,  $\text{X} = \text{Cl}, \text{Br}, \text{I}$  [173,178],  $\text{Mg}(\text{BH}_4)_2$ - $\text{MgCl}_2$  [9],  $\text{Mg}(\text{BH}_4)_2$ - $\text{MgBr}_2$  [9]. In case of metal borohydride-borofluorides composites,  $\text{MBH}_4$ - $\text{MBF}_4$  with  $\text{M} = \text{Li}, \text{Na}, \text{K}$ , a hydrogen-fluorine exchange occurs and short-lived  $\text{MBH}_{4-x}\text{F}_x$  species are formed, but fast decomposition to metal fluoride, diborane and *closo*-borane is observed [184,185,197,198].

Full solubility is generally observed for complex hydrides in the liquid phase. In case of immiscibility among complex hydrides, an eutectic melting can be observed [156,158,173,174]. For the quinary  $\text{LiBH}_4$ - $\text{NaBH}_4$ - $\text{KBH}_4$ - $\text{Mg}(\text{BH}_4)_2$ - $\text{Ca}(\text{BH}_4)_2$  borohydride mixture, a multi-cation liquid phase has been observed for the first time, underlying a strong interaction among borohydrides that could be probably related to entropy effects [195].

Figure 4b summarizes the melting reactions occurring in the  $\text{LiBH}_4$ - $\text{NaBH}_4$ - $\text{KBH}_4$ - $\text{Ca}(\text{BH}_4)_2$ - $\text{Mg}(\text{BH}_4)_2$  system, evidencing the lowest temperature for the occurrence of a single liquid phase. Generally, in the liquid phase, a full solubility in the cation sublattice is observed, with a stabilization of the liquid mixture with respect to pure liquid borohydrides, as evidenced by the occurrence of eutectics or thermal minima.



**Figure 4:** Summary on the cation interactions in the  $\text{LiBH}_4$ - $\text{NaBH}_4$ - $\text{KBH}_4$ - $\text{Mg}(\text{BH}_4)_2$ - $\text{Ca}(\text{BH}_4)_2$  system, both in the solid (a) and liquid (b) phases. In Fig. 4a, crystal structures of pure borohydrides, including allotropic transformations and the

effect of interactions, are reported. In Fig. 4b, melting temperature of pure borohydrides, as well as minimum temperature for the existence of full liquid in mixtures, are reported, together with the description of the melting reactions.

## 8. Conclusions

The present paper represents the most recent achievements on complex hydrides-based materials for hydrogen and energy storage obtained by the Experts of the workgroup “Complex and liquid hydrides” operating in the frame of the International Energy Agency (IEA) Task 32 “H<sub>2</sub>-Based Energy Storage”. In particular, the synthesis of new complex hydrides and the results of their deep physical, chemical and structural characterization are reported. The strategies to improve thermodynamics of H<sub>2</sub> release and uptake them by the reactive hydrides composites approach, the preparation of composites (with carbon supports and ionic liquids) and nanoconfinement are reported. Advantages and drawbacks of the different methods are discussed and the characteristics of each system are commented. The role and mechanism of action of metal hydrides acting as catalysts for hydrogenation, dehydrogenation and ammonia decomposition are discussed. Finally, the solubility in hydrides systems both in solid and in liquid state is considered from both the theoretical and the experimental points of view and the results on different mixed systems are shortly reviewed and discussed.

## Acknowledgments

The IEA Task 32 participation is acknowledged.

## References

- [1] M.B. Ley, L.H. Jepsen, Y.-S. Lee, Y.W. Cho, J.B. von Colbe, M. Dornheim, M. Rokni, J.O. Jensen, M. Sloth, Y. Filinchuk, J.E. Jørgensen, F. Besenbacher, T.R. Jensen, “Complex hydrides for hydrogen storage – new perspectives”, *Mater. Today*, 2014, 17(3), 122-128.
- [2] K.T. Møller, T.R. Jensen, E. Akiba, H.-W. Li, “Hydrogen - A Sustainable Energy Carrier“, *Progress in Natural Science: Materials International*, 2017, 27, 34-40.
- [3] J.-C. Crivello, R.V. Denys, M. Dornheim, M. Felderhoff, D.M. Grant, J. Huot, T. R. Jensen, P. de Jongh, M. Latroche, G.S. Walker, C.J. Webb, V.A. Yartys, “Mg-based Compounds for Hydrogen and Energy Storage”, *Appl. Phys. A*, 2016, 122:85, 1-17.
- [4] J.-C. Crivello, B. Dam, R.V. Denys, M. Dornheim, D.M. Grant, J. Huot, T.R. Jensen, P. de Jongh, M. Latroche, C. Milanese, D. Milčius, G.S. Walker, C.J. Webb, C. Zlotea and V.A. Yartys, “Review of magnesium hydride based materials: development and optimization”, *Appl. Phys. A*, 2016, 122:97, 1-20.

- [5] R.A. Varin, L. Zbroniec, M. Polanski, J. Bystrzycki, "Review of Recent Advances on the Effects of Microstructural Refinement and Nano-Catalytic Additives on the Hydrogen Storage Properties of Metal and Complex Hydrides", *Energies*, 2011, 4, 1-25.
- [6] J. Puszkiet, S. Garroni, C. Milanese, F. Gennari, T. Klassen, M. Dornheim, C. Pistidda, "Tetrahydroborates: Development and Potential as Hydrogen Storage Medium", *Inorganics*, 2017, 5, 74.
- [7] S.I. Orimo, Y. Nakamori, J.R. Eliseo, A. Züttel, C.M. Jensen, "Complex hydrides for hydrogen storage", *Chemical Reviews*, 2007, 107, 4111-4132.
- [8] P. Chen, M. Zhu, "Recent progress in hydrogen storage", *Materials today*, 2008, 11:36-43.
- [9] M. Paskevicius, L.H. Jepsen, P. Schouwink, R. Černý, D.B. Ravnsbæk, Y. Filinchuk, M. Dornheim, F. Besenbacher, T.R. Jensen, "Metal borohydrides and derivatives - synthesis, structure and properties", *Chemical Society Reviews*, 2017, 46, 1565-1634.
- [10] T. Gay-Lussac, "Notiz über das Kali - und das Natron", *Metall. Annalen der Physik.*, 1809, 32, 23-39.
- [11] S. Garroni, A. Santoru, H. Cao, M. Dornheim, T. Klassen, C. Milanese, F. Gennari, C. Pistidda, "Recent Progress and New Perspectives on Metal Amide and Imide Systems for Solid-State Hydrogen Storage", *Energies*, 2018, 11, 1027-1053.
- [12] J.J. Reilly, R.H. Wiswall "The reaction of hydrogen with alloys of magnesium and nickel and formation of  $Mg_2NiH_4$ ", *Inorganic Chemistry*, 1968, 7, 2254-2256.
- [13] J.J. Reilly, R.H. Wiswall, "Reaction of hydrogen with alloys of magnesium and copper", *Inorganic Chemistry*, 1967, 6, 2220-2223.
- [14] J.J. Vajo, F. Mertens, C.C. Ahn, R.C. Bowman, B. Fultz, "Altering Hydrogen Storage Properties by Hydride Destabilization through Alloy Formation: LiH and  $MgH_2$  Destabilized with Si", *The Journal of Physical Chemistry B*, 2004, 108, 13977-13983.
- [15] G. Barkhordarian, T. Klassen, M. Dornheim, R. Bormann, "Unexpected kinetic effect of  $MgB_2$  in reactive hydride composites containing complex borohydrides", *J Alloy Compd.*, 2007, 440, L18-L21.
- [16] P.E. de Jongh, P. Adelhelm, "Nanosizing and nanoconfinement: new strategies towards meeting hydrogen storage goals", *ChemSusChem*, 2010, 3, 1332-1348.
- [17] T.K. Nielsen, F. Besenbacher, T.R. Jensen, "Nanoconfined hydrides for energy storage", *Nanoscale*, 2011, 3, 2086-2098.
- [18] E. Callini, Z.Ö.K. Atakli, B.C. Hauback, S.-I. Orimo, C. Jensen, M. Dornheim, D. Grant, Y.-W. Cho, P. Chen, B. Hjörvarsson, P. de Jongh, C. Weidenthaler, M. Baricco, M. Paskevicius, T.R.

Jensen, M.E. Bowden, T.S. Autrey, A. Züttel, M. Hirscher, "Complex and liquid hydrides for energy storage", *Appl. Phys. A*, 2016, 122:353, 1-22.

[19] Q. Lai, M. Paskevicius, D.A. Sheppard, C.E. Buckley, A.W. Thornton, M.R. Hill, Q. Gu, J. Mao, Z. Huang, H.K. Liu, Z. Guo, A. Banerjee, S. Chakraborty, R. Ahuja, K.F. Aguey-Zinsou, "Hydrogen Storage Materials for Mobile and Stationary Applications: Current State of the Art", *ChemSusChem*, 2015, 8, 2789-2825.

[20] K.T. Møller, D. Sheppard, D.B. Ravnsbæk, C.E. Buckley, E. Akiba, H.-W. Li, T.R. Jensen, "Complex Metal Hydrides for Hydrogen, Thermal and Electrochemical Energy Storage", *Energies*, 2017, 10, 1645-1674.

[21] Y. Filinchuk, B. Richter, T.R. Jensen, V. Dmitriev, D. Chernyshov, H. Hagemann, "Porous and Dense Magnesium Borohydride Frameworks: Synthesis, Stability, and Reversible Absorption of Guest Species", *Angew. Chem. Int. Ed.*, 2011, 50, 11162-11166.

[22] Y. Filinchuk, D. Chernyshov, V. Dmitriev, "Light metal borohydrides: crystal structures and beyond", *Z. Kristallogr.*, 2008, 223, 649-659.

[23] N. Tumanov, E. Roedern, Z. Lodziana, D. Nielsen, T.R. Jensen, A. Talyzin, R. Černý, D. Chernyshov, V. Dmitriev, T. Palasyuk, Y. Filinchuk, "High-pressure study of  $Mn(BH_4)_2$  reveals a stable polymorph with high hydrogen density", *Chem. Mater.*, 2016, 28, 274-283.

[24] B. Richter, D.B. Ravnsbæk, N. Tumanov, Y. Filinchuk, T.R. Jensen, Manganese borohydride; synthesis and characterization. *Dalton Trans.*, 2015, 44, 3988-3996.

[25] N. Tumanov, D. Safin, B. Richter, Z. Lodziana, T.R. Jensen, Y. Garcia, Y. Filinchuk, "Challenges in the synthetic routes to  $Mn(BH_4)_2$ : insight into intermediate compounds", *Dalton Trans.*, 2015, 44, 6571-6580.

[26] L.H. Rude, M. Corno, P. Ugliengo, M. Baricco, Y.-S. Lee, Y.W. Cho, F. Besenbacher, J. Overgaard, T.R. Jensen, "Synthesis and structural investigation of  $Zr(BH_4)_4$ ", *J. Phys. Chem. C*, 2012, 116, 20239-20245.

[27] S.R.H. Jensen, L.H. Jepsen, J. Skibsted, T. R. Jensen, "Phase diagram for the  $NaBH_4$ - $KBH_4$  system and the stability of a  $Na_{1-x}K_xBH_4$  solid solution", *J. Phys. Chem. C*, 2015, 119, 27919-27929.

[28] R. Černý, N. Penin, V. D'Anna, H. Hagemann, E. Durand, J. Růžička, " $Mg_xMn_{(1-x)}(BH_4)_2$  ( $x=0-0.8$ ), a cation solid solution in a bimetallic borohydride", *Acta Mater.*, 2011, 59, 5171-5180.

[29] P. Schouwink, M.B. Ley, A. Tissot, H. Hagemann, T.R. Jensen, L. Smrčok, R. Černý, "Structure and properties of complex hydride perovskite material", *Nature Comm.*, 2014, 5, 5706-5715.

[30] K.T. Møller, M.B. Ley, P. Schouwink, R. Černý, T.R. Jensen, "Synthesis and Thermal Decomposition of Perovskite Alkali Metal Strontium Borohydrides", *Dalton Trans.*, 2016, 45, 831-840.

- [31] H. Hagemann, M. Longhini, J.W. Kaminski, T. A. Wesolowski, R. Černý, N. Penin, M.H. Sørby, B.C. Hauback, G. Severa, C.M. Jensen, “LiSc(BH<sub>4</sub>)<sub>4</sub>: A Novel Salt of Li<sup>+</sup> and Discrete Sc(BH<sub>4</sub>)<sub>4</sub><sup>-</sup> Complex Anions”, *J. Phys. Chem. A*, 2008, 112, 7551-7555.
- [32] D. Ravnsbæk, Y. Filinchuk, Y. Cerenius, H. J. Jakobsen, F. Besenbacher, J. Skibsted, T.R. Jensen, “A Series of Mixed-Metal Borohydrides”, *Angew. Chem. Int. Ed.* 2009, 48, 6659-6663.
- [33] I. Dovgaliuk, D.A. Safin, N.A. Tumanov, F. Morelle, A. Moulai, R. Černý, Z. Lodziana, M. Devillers, Y. Filinchuk, “Solid aluminum borohydrides as perspective hydrogen stores”. *ChemSusChem*, 2017, 10, 4725-4734.
- [34] O.A. Babanova, R.V. Skoryunov, A.V. Soloninin, I. Dovgaliuk, A.V. Skripov, Y. Filinchuk, “Nuclear magnetic resonance study of hydrogen dynamics in Al(BH<sub>4</sub>)<sub>4</sub>-based hypersalts M[Al(BH<sub>4</sub>)<sub>4</sub>] (M = Na, K, Rb, Cs)”, *J. Alloys Comp.*, 2018, 745, 179-186.
- [35] P. Schouwink, F. Morelle, Y. Sadikin, Y. Filinchuk, R. Černý, “Increasing hydrogen density with the cation-anion pair BH<sub>4</sub><sup>-</sup>-NH<sub>4</sub><sup>+</sup> in perovskite-type NH<sub>4</sub>Ca(BH<sub>4</sub>)<sub>3</sub>”, *Energies*, 2015, 8, 8286-8299.
- [36] Y. Sadikin, K. Stare, P. Schouwink, M. Brix Ley, T. R. Jensen, A. Meden and R. Czerny, “Alkali metal – yttrium borohydrides: The link between coordination of small and large rare-earth”, *J. Solid State Chem.*, 2015, 225, 231-239.
- [37] M. Brighi, P. Schouwink, Y. Sadikin, R. Černý, “Fast ion conduction in garnet-type metal borohydrides Li<sub>3</sub>K<sub>3</sub>Ce<sub>2</sub>(BH<sub>4</sub>)<sub>12</sub> and Li<sub>3</sub>K<sub>3</sub>La<sub>2</sub>(BH<sub>4</sub>)<sub>12</sub>” *J. Alloys Compd.*, 2016, 662, 388-395.
- [38] T. Jaron, W. Wegner, W. Grochala, “M[Y(BH<sub>4</sub>)<sub>4</sub>] and M<sub>2</sub>Li[Y(BH<sub>4</sub>)<sub>6-x</sub>Cl<sub>x</sub>] (M = Rb, Cs): new borohydride derivatives of yttrium and their hydrogen storage properties”, *Dalton Trans.*, 2013, 42, 6886-6893.
- [39] P. Schouwink, M.B. Ley, T.R. Jensen, L. Smrcok, R. Černý, “Borohydrides: from sheet to framework topologies”, *Dalton Trans.*, 2014, 43, 7726-7733.
- [40] R. Černý, P. Schouwink, Y. Sadikin, K. Stare, L. Smrcok, B. Richter, T.R. Jensen, “Trimetallic Borohydride Li<sub>3</sub>MZn<sub>5</sub>(BH<sub>4</sub>)<sub>15</sub> (M = Mg, Mn) Containing Two Weakly Interconnected Framework”, *Inorg. Chem.*, 2013, 52, 9941-9947.
- [41] L.H. Rude, T.K. Nielsen, D.B. Ravnsbæk, M.B. Ley, B. Richter, L.M. Arnbjerg, U. Bösenberg, M. Dornheim, Y. Filinchuk, F. Besenbacher, T.R. Jensen, “Tailoring properties of borohydrides for hydrogen storage: A review”, *Physica Status Solidi*, 2011, 208(8), 1754-1773.
- [42] J. Huot, D.B. Ravnsbæk, J. Zhang, F. Cuevas, M. Latroche, T.R. Jensen, “Mechanochemical Synthesis of Hydrogen Storage Materials”, *Prog. Mater. Sci.*, 2013, 58, 30-75.
- [43] D.B. Ravnsbæk, L.H. Sørensen, Y. Filinchuk, F. Besenbacher, T.R. Jensen, “Screening of Metal Borohydrides by Mechanochemistry and Diffraction”, *Angew. Chem. Int.*, 2012, 51, 3582-3586.

- [44] E. Roedern, T.R. Jensen, "Amine Stabilized Transition Metal Borohydrides; Synthesis and Characterization", *Inorg. Chem.*, 2015, 54, 10477-10482.
- [45] C. Frommen, M.H. Sørby, M. Heere, T. Humphries, J.E. Olsen, B.C. Hauback, "Rare earth borohydrides – crystal structures and thermal properties", *Energies*, 2017, 10, 2115-2139.
- [46] J.E. Olsen, C. Frommen, T.R. Jensen, M.D. Riktor, M.H. Sørby, B.C. Hauback, "Structure and thermal properties of composites with RE-borohydrides (RE = La, Ce, Pr, Nd, Sm, Eu, Gd, Tb, Er, Yb or Lu) and LiBH<sub>4</sub>", *RSC Advances*, 2014, 4, 1570-1582.
- [47] S.P. GharibDoust, M. Heere, C. Nervi, M.H. Sørby, B.C. Hauback, T.R. Jensen, "Synthesis, Structure and Polymorphic Transitions of Praseodymium(III) and Neodymium(III) Borohydride, Pr(BH<sub>4</sub>)<sub>3</sub> and Nd(BH<sub>4</sub>)<sub>3</sub>", *Dalton Trans.*, 2018, 47, 25, s. 8307-8319.
- [48] L. Jepsen, M.B. Ley, Y.-S. Lee, Y.W. Cho, M. Dornheim, J.O. Jensen, Y. Filinchuk, J.E. Jørgensen, F. Besenbacher, T.R. Jensen, "Boron-nitrogen based hydrides and reactive composites for hydrogen storage", *Mater. Today*, 2014, 17, 129-135.
- [49] E. Roedern, T. R. Jensen, "Synthesis, Structures and Dehydrogenation Properties of Zinc Borohydride Ethylenediamine Complexes", *Chem Select.*, 2016, 4, 752 –755.
- [50] L.H. Jepsen, M.B. Ley, R. Černý, Y.-S. Lee, Y.W. Cho, D. Ravnsbæk, F. Besenbacher, J. Skibsted, T.R. Jensen, "Trends in Syntheses, Structures, and Properties for Three Series of Ammine Rare-Earth Metal Borohydrides, M(BH<sub>4</sub>)<sub>3</sub>•nNH<sub>3</sub> (M = Y, Gd, and Dy)", *Inorg. Chem.*, 2015, 54, 7402-7414.
- [51] I. Dovgaliuk, C.S. Le Duff, K. Robeyns, M. Devillers, Y. Filinchuk, "Mild dehydrogenation of ammonia borane complexed with aluminium borohydride", *Chem. Mater.*, 2015, 27, 768-777.
- [52] L.H. Jepsen, V. Ban, K.T. Møller, Y.-S. Lee, Y.W. Cho, F. Besenbacher, Y. Filinchuk, J. Skibsted, T.R. Jensen, "Synthesis, crystal structure, thermal decomposition and <sup>11</sup>B MAS NMR characterization of Mg(BH<sub>4</sub>)<sub>2</sub>(NH<sub>3</sub>BH<sub>3</sub>)<sub>2</sub>", *J. Phys. Chem. C*, 2014, 118, 12141-12153.
- [53] Q. Gu, Z. Wang, Y. Filinchuk, J.A. Kimpton, H.E.A. Brand, Q. Li, X. Yu, "Aluminium borohydride complex with ethylenediamine: crystal structure and dehydrogenation mechanism studies", *J. Phys. Chem. C*, 2016, 120, 10192-10198.
- [54] I.A. Pankin, A.A. Guda, N.A. Tumanov, Y. Filinchuk, K.A. Lomachenko, A.L. Bugaev, S.A. Guda, V.V. Shapovalov, C. Lambertia, A.V. Soldatov, "Experimental and theoretical study of hydrogen desorption process from Mn(BH<sub>4</sub>)<sub>2</sub>", *J. Alloys Comp.*, 2018, 736, 277-284.
- [55] B. Bogdanovic, M. Schwickardi, "Ti-doped alkali metal aluminium hydrides as potential novel reversible hydrogen storage materials", *J Alloy Compd.*, 1997, 253-254,1-9.

- [56] M.P. Pitt, P.E. Vullum, M.H. Sørby, H. Emerich, M. Paskevicius, C.E. Buckley, J.C. Walmsley, R. Holmestad, B.C. Hauback, "Hydrogen absorption kinetics of the transition-metal-chloride enhanced NaAlH<sub>4</sub> system", *J. Phys. Chem. C*, 2012, 116, 14205-14217.
- [57] Y. Liu, Z. Ren, X. Zhang, N. Jian, Y. Yang, M. Gao, H. Pan, "Development of catalyst-enhanced sodium alanate as an advanced hydrogen-storage material for mobile applications" *Energy Techn.*, 2018, 6, 487-500.
- [58] B.C. Hauback, "Structure of aluminium-based light weight hydrides", *Z. Kristallogr.*, 2008, 223, 636-648.
- [59] J. Graetz, B.C. Hauback, "Recent developments in aluminum-based hydrides for hydrogen storage", *MRS Bulletin*, 2013, 38, 473-479.
- [60] E. Ianni, M.V. Sofianos, D.A. Sheppard, M.R. Rowles, T.D. Humphries, C.E. Buckley, "Synthesis of NaAlH<sub>4</sub>/Al composites and their applications in hydrogen storage", *Int. J. Hydr. Energy*, 2018, 43, 17309 - 17317.
- [61] L.M. Arnbjerg, T.R. Jensen, "New compounds in the potassium-aluminium-hydrogen system observed during release and uptake of hydrogen", 2012, 37, 345-356.
- [62] I. Dovgaliuk, L.H. Jepsen, D.A. Safin, Z. Lodziana, V. Dyadkin, T.R. Jensen, M. Devillers, Y. Filinchuk, "A composite of complex and chemical hydrides yields the first Al-based amidoborane with improved hydrogen storage properties", *Chem. Eur. J.*, 2015, 21, 14562-14570.
- [63] K.T. Møller, M. Jørgensen, J.G. Andreasen, J. Skibsted, Z. Lodziana, Y. Filinchuk, T.R. Jensen, "Synthesis and thermal decomposition of potassium tetraamidoboranealuminate, K[Al(NH<sub>2</sub>BH<sub>3</sub>)<sub>4</sub>]", *Int. J. Hydr. Energy*, 2018, 43, 311-321.
- [64] I. Dovgaliuk, Y. Filinchuk, "Aluminium complexes of B- and N-based hydrides: synthesis, structures and hydrogen storage properties", *Int. J. Hydr. Energy*, 2016, 41, 15489-15504.
- [65] O. Zavorotynska, A. El-Kharbachi, S. Deledda, B.C. Hauback, "Recent progress in magnesium borohydride Mg(BH<sub>4</sub>)<sub>2</sub>: Fundamentals and applications for energy storage", *Int. J. Hydrogen Energy*, 2016, 41, 14387-14403.
- [66] O. Zavorotynska, S. Deledda, B.C. Hauback, "Kinetics studies of the reversible partial decomposition reaction in Mg(BH<sub>4</sub>)<sub>2</sub>", *Int. J. Hydr. Energy*, 2016, 41, 9885-9892.
- [67] T. Humphries, G. Kalantzopoulos, I. Llamas-Jansa, J.E. Olsen, B.C. Hauback, "Reversible hydrogenation studies of NaBH<sub>4</sub> milled with Ni containing additives", *J. Phys. Chem. C*, 2013, 117, 6060-6065.
- [68] V. Ozolins, E.H. Majzoub, C. Wolverton, "First principles prediction of a ground state crystal structure of magnesium borohydride", *Phys. Rev. Lett.*, 2008, 100, 135501.



- [69] M.J. van Setten, G.A. de Wijs, M. Fichtner, G. Brocks, "A density functional study of alpha-Mg(BH<sub>4</sub>)<sub>2</sub>", *Chem. Mater.*, 2008, 20, 4952-4956.
- [70] V. Ban, A.V. Soloninin, A.V. Skripov, J. Hadermann, A. Abakumov, Y. Filinchuk, "Pressure-collapsed amorphous Mg(BH<sub>4</sub>)<sub>2</sub>: an ultra-dense complex hydride showing a reversible transition to the porous framework", *J. Phys. Chem. C*, 2014, 118, 23402-23408.
- [71] J.G. Vitillo, S. Bordiga, M. Baricco, M. "Spectroscopic and Structural Characterization of Thermal Decomposition of  $\gamma$ -Mg(BH<sub>4</sub>)<sub>2</sub>: Dynamic Vacuum versus H<sub>2</sub> Atmosphere", *J. Phys. Chem. C*, 2015, 119, 25340-25351.
- [72] O. Zavorotynska, S. Deledda, G. Li, M. Matsuo, S.-I. Orimo, B.C. Hauback, "Isotopic exchange in porous and dense magnesium borohydride", *Angew. Chem. Int.*, 2015, 54, 10592-10595.
- [73] M. Chong, M. Matsuo, S.-I. Orimo, T. Autrey, C.M. Jensen, "Selective reversible hydrogenation of Mg(B<sub>3</sub>H<sub>8</sub>)<sub>2</sub>/MgH<sub>2</sub> to Mg(BH<sub>4</sub>)<sub>2</sub>: pathway to reversible borane-based hydrogen storage?" *Inorg. Chem.*, 2015, 54, 4120-4125.
- [74] B.H. Liu, Z.P. Li, "A review: Hydrogen generation from borohydride hydrolysis reaction", *J. Power Sources*, 2009, 187, 527-534.
- [75] H.I. Schlesinger, H.C. Brown, A.E. Finholt, J.R. Gilbreath, H.R. Hoekstra, E.K. Hyde, "Sodium borohydride, its hydrolysis and its use as a reducing agent and in the generation of hydrogen", *J. Am. Chem. Soc.*, 1953, 75, 215-219.
- [76] (DoE) USDoE. "Go/No-Go Recommendation for Sodium Borohydride for On-Board Vehicular Hydrogen Storage", INDEPENDENT REVIEW PANEL RECOMMENDATION REPORT, 2007.
- [77] G.G. Libowitz, H.F. Hayes, TRP. Gibb, "The System Zirconium-Nickel and Hydrogen", *J. Phys. Chem.*, 1958, 62, 76-79.
- [78] P. Chen, Z. Xiong, J. Luo, J. Lin, K.L. Tan, "Interaction between lithium amide and lithium hydride", *J. Phys. Chem. B*, 2003, 107, 10967-10970.
- [79] Z. Xiong, J. Hu, G. Wu, P. Chen, W. Luo, K. Gross, et al., "Thermodynamic and kinetic investigations of the hydrogen storage in the Li-Mg-N-H system" *J Alloy Compd.*, 2005, 398, 235-239.
- [80] J. Hu, Y. Liu, G. Wu, Z. Xiong, Y.S. Chua, P. Chen, "Improvement of Hydrogen Storage Properties of the Li-Mg-N-H System by Addition of LiBH<sub>4</sub>" *Chem. Mat.*, 2008, 20, 4398-4402.
- [81] J. Hu, E. Weidner, M. Hoelzel, M. Fichtner, "Functions of LiBH<sub>4</sub> in the hydrogen sorption reactions of the 2LiH-Mg(NH<sub>2</sub>)<sub>2</sub> system", *Dalton Trans.*, 2010, 39, 9100-9107.
- [82] U. Bösenberg, S. Doppiu, L. Mosegaard, G. Barkhordarian, N. Eigen, A. Borgschulte, T.R. Jensen, Y. Cerenius, O. Gutfleisch, T. Klassen, M. Dornheim, R. Bormann, "Hydrogen sorption properties of MgH<sub>2</sub>-LiBH<sub>4</sub> composites", *Acta Materialia*, 2007, 55, 3951-3958.

- [83] J. Jepsen, C. Milanese, J. Puszkiel, A. Girella, B. Schiavo, G.A. Lozano, G. Capurso, J.M.B. von Colbe, A. Marini, S. Kabelac, M. Dornheim, T. Klassen, "Fundamental material properties of the  $2\text{LiBH}_4\text{-MgH}_2$  reactive hydride composite for hydrogen storage: (I) Thermodynamic and heat transfer properties", *Energies*, 2018, 11, 1081-1103.
- [84] J. Jepsen, C. Milanese, J. Puszkiel, A. Girella, B. Schiavo, G.A. Lozano, G. Capurso, J.M.B. von Colbe, A. Marini, S. Kabelac, M. Dornheim, T. Klassen, "Fundamental material properties of the  $2\text{LiBH}_4\text{-MgH}_2$  reactive hydride composite for hydrogen storage: (II) Kinetic properties", *Energies*, 2018, 11, 5, 1170-1184.
- [85] T.T. Le, C. Pistidda, J. Puszkiel, M.V. Castro Riglos, F. Karimi, J. Skibsted, S.P. Gharibdoust, B. Richter, T. Emmler, C. Milanese, A. Santoru, A. Hoell, M. Krumrey, E. Gericke, E. Akiba, T.R. Jensen, T. Klassen, M. Dornheim, "Design of a Nanometric AlTi Additive for  $\text{MgB}_2$ -Based Reactive Hydride Composites with Superior Kinetic Properties", *J. Phys. Chem. C*, 2018, 122, 7642-7655.
- [86] U. Bösenberg, D.B. Ravnsbæk, H. Hagemann, V. D'Anna, C.B. Minella, C. Pistidda, W. van Beek, T.R. Jensen, R. Bormann, M. Dornheim, "Pressure and temperature influence on the desorption pathway of the  $\text{LiBH}_4\text{-MgH}_2$  composite system", *J. Phys. Chem. C*, 2010, 114, 15212-15217.
- [87] C. Pistidda, S. Garroni, C.B. Minella, F. Dolci, T.R. Jensen, P. Nolis, U. Bösenberg, Y. Cerenius, W. Lohstroh, M. Fichtner, M.D. Baró, R. Bormann, M. Dornheim "Pressure effect on the  $2\text{NaH} + \text{MgB}_2$  hydrogen absorption reaction", *J. Phys. Chem. C*, 2010, 114, 21816-21823.
- [88] C. Pistidda, D. Pottmaier, F. Karimi, S. Garroni, A. Rzeszutek, M. Tolkieln, M. Fichtner, L. Wiebke, M. Baricco, T. Klassen, M. Dornheim, "Effect of  $\text{NaH/MgB}_2$  ratio on the hydrogen absorption kinetics of the system  $\text{NaH} + \text{MgB}_2$ ", *Int. J. Hydr. Energy*, 2014, 39, 5030-5036.
- [89] S. Garroni, C. Pistidda, M. Brunelli, G.B.M. Vaughan, S. Suriñach, M.D. Baró, "Hydrogen desorption mechanism of  $2\text{NaBH}_4 + \text{MgH}_2$  composite prepared by high-energy ball milling", *Scripta Materialia*, 2009, 60, 1129-1132.
- [90] C. Milanese, S. Garroni, A. Girella, G. Mulas, V. Berbenni, G. Bruni, S. Suriñach, M.D. Baró, A. Marini, "Thermodynamic and Kinetic Investigations on Pure and Doped  $\text{NaBH}_4\text{-MgH}_2$  System", *J. Phys. Chem. C*, 2011, 115, 3151-3162.
- [91] J.J. Vajo, W. Li, P. Liu, "Thermodynamic and kinetic destabilization in  $\text{LiBH}_4/\text{Mg}_2\text{NiH}_4$ : promise for borohydride-based hydrogen storage", *Chem. Com.*, 2010, 46, 6687-6689.
- [92] G. Afonso, A. Bonakdarpour, D.P. Wilkinson, "Hydrogen Storage Properties of the Destabilized  $4\text{NaBH}_4/5\text{Mg}_2\text{NiH}_4$  Composite System", *J. Phys. Chem. C*, 2013, 117, 21105-21111.
- [93] N. Bergemann, C. Pistidda, C. Milanese, T. Emmler, F. Karimi, A.L. Chaudhary, M.R. Chierotti, T. Klassen, M. Dornheim, " $\text{Ca}(\text{BH}_4)_2\text{-Mg}_2\text{NiH}_4$ : On the pathway to a  $\text{Ca}(\text{BH}_4)_2$  system with a reversible hydrogen cycle", *Chem. Com.*, 2016, 52, 4836-4839.

- [94] N. Bergemann, C. Pistidda, C. Milanese, M. Aramini, S. Huotari, P. Nolis, A. Santoru, M.R. Chierotti, A.L. Chaudhary, M.D. Baro, T. Klassen, M. Dornheim, "A hydride composite featuring mutual destabilisation and reversible boron exchange:  $\text{Ca}(\text{BH}_4)_2\text{-Mg}_2\text{NiH}_4$ ", *Journal of Materials Chemistry A*, 2018, 6, 17929-17946.
- [95] E.M. Dematteis, S. Vaunois, C. Pistidda, M. Dornheim, M. Baricco, "Reactive Hydride Composite of  $\text{Mg}_2\text{NiH}_4$  with Borohydrides Eutectic Mixtures", *Crystals*, 2018, 8, 90
- [96] Y.E. Filinchuk, K. Yvon, G.P. Meisner, F.E. Pinkerton, M.P. Balogh, "On the composition and crystal structure of the new quaternary hydride phase  $\text{Li}_4\text{BN}_3\text{H}_{10}$ ", *Inorg. Chem.*, 2006, 45, 1433-1435.
- [97] M. Matsuo, A. Remhof, P. Martelli, R. Caputo, M. Ernst, Y. Miura, T. Sato, Y. Oguchi, H. Maekawa, H. Takamura, A. Borgschulte, A. Züttel, S. Orimo, "Complex Hydrides with  $(\text{BH}_4)^-$  and  $(\text{NH}_2)^-$  Anions as New Lithium Fast-Ion Conductors", *J. Am. Chem. Soc.*, 2009, 131, 16389-16391.
- [98] H. Cao, G. Wu, Y. Zhang, Z. Xiong, J. Qiu, P. Chen, "Effective thermodynamic alteration to  $\text{Mg}(\text{NH}_2)_2\text{-LiH}$  system: Achieving near ambient-temperature hydrogen storage", *J. Mat. Chem. A*, 2014, 2, 15816-15822.
- [99] H. Wang, H. Cao, C. Pistidda, S. Garroni, G. Wu, T. Klassen, M. Dornheim, P. Chen, "Effects of Stoichiometry on the  $\text{H}_2$ -Storage Properties of  $\text{Mg}(\text{NH}_2)_2\text{-LiH-LiBH}_4$  Tri-Component Systems", *Chemistry - An Asian Journal*, 2017, 12, 1758-1764.
- [100] H. Wang, G. Wu, H. Cao, C. Pistidda, A.L. Chaudhary, S. Garroni, M. Dornheim, P. Chen, "Near Ambient Condition Hydrogen Storage in a Synergized Tricomponent Hydride System", *Adv. Ener. Mat.*, 2017, 7, 1602456-1602463.
- [101] <https://www.energy.gov/eere/fuelcells/doe-technical-targets-onboard-hydrogen-storage-light-duty-vehicles>
- [102] M. Baricco, M. Bang, M. Fichtner, B.C Hauback, M. Linder, C. Luetto, P. Moretto, M.F. Sgroi, "SSH2S: hydrogen storage in complex hydrides for an auxiliary power unit based on high temperature polymeric fuel cells", *J. Power Sourc.*, 2017, 342, 853-860.
- [103] S. Orimo, Y. Nakamori, J.R. Eliseo, A. Züttel, C.M. Jensen, "Complex hydrides for hydrogen storage", *Chem. Rev.*, 2007, 107, 4111-4132.
- [104] G. Sandrock, S. Suda, L. Schlapbach, *Hydrogen in Intermetallic Compounds II*. Topics in Applied Physics, 1992, pp. 197.
- [105] Y. Pang, Y. Liu, M. Gao, L. Ouyang, J. Liu, H. Wang, M. Zhu, H. Pan, "A mechanical-force-driven physical vapour deposition approach to fabrication of complex hydride nanostructures", *Nat. Commun.*, 2014, 5, 3519-3528.

- [106] S.D. House, X. Liu, A.A. Rockett, E.H. Majzoub, I.M. Robertson, "Characterization of the dehydrogenation process of  $\text{LiBH}_4$  confined in nanoporous carbon", *J. Phys. Chem. C*, 2014, 118, 8843-8851.
- [107] C.L. Carr, E.H. Majzoub, "Surface-Functionalized Nanoporous carbons for kinetically stabilized complex hydrides through Lewis acid–Lewis base chemistry", *J. Phys. Chem. C*, 2016, 120, 11426-11432.
- [108] Y. Xie, Z. Yang, Y. Zhu, "Porous carbon-based materials for hydrogen storage: advancement and challenges", *J. Mater. Chem. A*, 2013, 1, 9365-9381.
- [109] Y. Zhang, W.S. Zhang, A.Q. Wang, L.X. Sun, M.Q. Fan, H.L. Chu, J.C. Sun, T. Zhang, " $\text{LiBH}_4$  nanoparticles supported by disordered mesoporous carbon: Hydrogen storage performances and destabilization mechanisms", *Int. J. Hydr. Energy* 2007, 32, 3976-80.
- [110] Y. Li, Z. Ding, Q. Zhang, "Self-printing on graphite nanosheets with metal borohydride nonadots for hydrogen storage", *Scientific Reports*, 2016, 6, 31144.
- [111] H.N. Yang, L. Lombardo, W. Luo, W.J. Kim, A. Zuttel, "Hydrogen storage properties of various carbon supported  $\text{NaBH}_4$  prepared via metathesis", *Int. J. Hydr. Energy*, 2018, 43, 7108-7116.
- [112] T. Welton, "Room-Temperature Ionic Liquids. Solvents for Synthesis and Catalysis" *Chem. Rev.*, 1999, 99, 2071-2084.
- [113] M.P. Stracke, G. Ebeling, R. Cataluña, J. Dupont, "Hydrogen-Storage Materials Based on Imidazolium Ionic Liquids", *Energy & Fuels*, 2007, 21, 1695-1698.
- [114] F.H. Stephens, V. Pons, R.T. Baker, "Ammonia–borane: the hydrogen source par excellence?", *Dalton Trans.*, 2007, 0, 2613-2626.
- [115] M.H.G. Prechtel, S. Sahler, "Hydrogen storage using ionic liquid media", *Curr. Org. Chem.*, 2013, 17, 220-228.
- [116] M.E. Bluhm, M.G. Bradley, R. Butterick III, U. Kusari, L.G. Sneddon, "Amineborane-Based chemical hydrogen storage: Enhanced Ammonia Borane Dehydrogenation in Ionic Liquids", *J. Am. Chem. Soc.*, 2006, 128, 7748-7749.
- [117] S. Mahato, B. Banerjee, G. Pugazhenti, T. Banerjee, "Optimization and quantum chemical predictions for the dehydrogenation kinetics of Ammonia Borane-Ionic Liquid mixtures", *Int. J. Hydr. Energy*, 2015, 40, 1030-1040.
- [118] H. Fu, Y. Wu, J. Chen, X. Wang, J. Zheng, X. Li, "Promoted hydrogen release from alkali metal borohydrides in ionic liquids", *Inorg. Chem. Front.*, 2016, 3, 1137-1145.
- [119] M. Fichtner, "Nanotechnological aspects in materials for hydrogen storage", *Adv. Eng. Mater.*, 2005, 7(6), 443-455.

- [120] J.J. Vajo, "Influence of nano-confinement on the thermodynamics and dehydrogenation kinetics of metal hydrides", *Curr. Opin. Solid State Mater. Sci.*, 2011, 15, 52-61.
- [121] H. Wang, H.J. Lin, W.T. Cai, L.Z. Ouyang, M. Zhu, "Tuning kinetics and thermodynamics of hydrogen storage in light metal elements based systems – A review of recent progress", *J. Alloys Comp.*, 2016, 658, 280-300.
- [122] E. Callini, K.F. Aguey-Zinsou, R. Ahuja, J.R. Ares, S. Bals, N. Biliškov, S. Chakraborty, G. Charalambopoulou, A.-L. Chaudhary, F. Cuevas, B. Dam, P. de Jongh, M. Dornheim, Y. Filinchuk, J. Grbovic Novakovic, M. Hirscher, T.R. Jensen, P.B. Jensen, N. Novakovic, Q. Lai, F. Leardini, D.M. Gattia, L. Pasquini, T. Steriotis, S. Turner, T. Vegge, A. Züttel, A. Montone, "Nanostructured materials for solid-state hydrogen storage: a review of the achievement of COST Action MP1103", *Int. J. Hydr. Energy*, 2016, 41, 14404-14428.
- [123] S. Cahen, J.B. Eymery, R. Janot, J.M. Tarascon, "Improvement of the  $\text{LiBH}_4$  hydrogen desorption by inclusion into mesoporous carbons", *J. Power Sourc.*, 2009, 189, 902-908.
- [124] R.D. Stephens, A.F. Gross, S.L. Van Atta, J.J. Vajo, F.E. Pinkerton, "The kinetic enhancement of hydrogen cycling in  $\text{NaAlH}_4$  by melt infusion into nanoporous carbon aerogel", *Nanotechnology*, 2009, 20, 20.
- [125] A. Ampoumogli, T. Steriotis, P. Trikalitis, D. Giasafaki, E.G. Bardaji, M. Fichtner, G. Charalambopoulou, "Nanostructured composites of mesoporous carbon and boranates as hydrogen storage materials", *J. Alloys Compd.*, 2011, 509, S705-708.
- [126] P. Ngene, R. Van den Berg, M.H.W. Verkuijlen, K.P. De Jong, P.E. De Jongh, "Reversibility of the hydrogen desorption from  $\text{NaBH}_4$  by confinement in nanoporous carbon", *Energy Environ. Sci.*, 2011, 4, 4108-4115.
- [127] X. Liu, C. Jost, D. Peaslee, T. Baumann, E.H. Majzoub, "Systematic pore size effects of nanoconfinement of  $\text{LiBH}_4$ : Elimination of diborane release and tunable behavior for hydrogen storage applications", *Chem. Mater.*, 2011, 23, 1331-1336.
- [128] S. Chumphongphan, U. Filsø, M. Paskevicius, D.A. Sheppard, T.R. Jensen, C.E. Buckley, "Nanoconfinement degradation in  $\text{NaAlH}_4/\text{CMK-1}$ ", *Int. J. Hydr. Energy* 2014, 39, 11103-11109.
- [129] T.K. Nielsen, P. Javadian, M. Polanski, F. Besenbacher, J. Bystrzycki, T.R. Jensen, "Nanoconfined  $\text{NaAlH}_4$ : Determination of Distinct Proliferative Effects from Pore Size, Crystallite Size, and Surface Interactions", *J. Phys. Chem. C*, 2012, 116, 21046-21051.
- [130] T.K. Nielsen, M. Polanski, D. Zasada, P. Javadian, F. Besenbacher, J. Bystrzycki, J. Skibsted, T.R. Jensen, "Improved Hydrogen Storage Kinetics of Nanoconfined  $\text{NaAlH}_4$  Catalyzed with  $\text{TiCl}_3$  Nanoparticles", *ACS nano*, 2011, 5, 4056-4064.

- [131] T.K. Nielsen, U. Bosenberg, R. Gosalawit, M. Dornheim, Y. Cerenius, F. Besenbacher, T.R. Jensen, "A reversible nanoconfined chemical reaction", *ACS Nano.*, 2010, 4, 3903-3908.
- [132] P. Adelhelm, P.E. de Jongh, "The impact of carbon materials on the hydrogen storage properties of light metal hydrides", *J. Mat. Chem.*, 2011, 21, 4217-2427.
- [133] P.A. Berseth, A.G. Harter, R. Zidan, A. Blomqvist, C.M. Araujo, R.H. Scheicher, R. Ahuja, P. Jena, "Carbon nanomaterials as catalysts for hydrogen uptake and release in NaAlH<sub>4</sub>", *Nano Lett.*, 2009, 4, 1501-1505.
- [134] L. Wang, A. Rawal, M. Zakaria Quadir, K-F. Aguey-Zinsou, "Nanoconfined lithium aluminium hydride (LiAlH<sub>4</sub>) and hydrogen reversibility", *Int J. Hydr. Energy*, 2017, 42, 14144-14153.
- [135] P.E. de Jongh, T.M. Eggenhuisen, "Melt infiltration: an emerging technique for the preparation of novel functional nanostructured materials", *Adv. Mater.*, 2013, 25, 6672-6690.
- [136] W. Lohstroh, A. Roth, H. Hahn, M. Fichtner, "Thermodynamic effects in nanoscale NaAlH<sub>4</sub>", *ChemPhysChem*, 2010, 11, 789-792.
- [137] J. Gao, P. Adelhelm, M.H.W. Verkuijlen, C. Rongeat, M. Herrich, P.J.M. Van Bentum, O. Gutfleisch, A.P.M. Kentgens, K.P. De Jong, P.E. De Jongh, "Confinement of NaAlH<sub>4</sub> in nanoporous carbon: impact on H<sub>2</sub> release, reversibility, and thermodynamics", *J. Phys. Chem. C*, 2010, 114, 4675-4682.
- [138] P. Ngene, M.H.W. Verkuijlen, C. Barre, A.P.M. Kentgens, P.E. de Jongh, "Reversible Li-insertion in nanoscaffolds,: A promising strategy to alter the hydrogen sorption properties of Li-based complex hydrides", *Nano Ener.*, 2016, 22, 169-178.
- [139] E. Callini, P.A. Szilagy, M. Paskevicius, N.P. Stadie, J. Réhault, C.E. Buckley, A. Borgschulte, A. Zuttel, "Stabilization of volatile Ti(BH<sub>4</sub>)<sub>3</sub> by nanoconfinement in a metal-organic framework", *Chem. Sc.*, 2016, 7, 666-672.
- [140] J. Gao, P. Ngene, M. Herrich, W. Xia, O. Gutfleisch, M. Muhler, K.P. de Jong, P.E. de Jongh, "Interface effects in NaAlH<sub>4</sub>-carbon nanocomposites for hydrogen storage", *Int. J. Hydr. Energy*, 2014, 39, 10175-10183.
- [141] C.L. Carr, W. Jayawardana, H. Zou, J.L. White, F. El Gabaly, M.S. Conradi, V. Stavila, M.D. Allendorf, E.H. Majzoub, "Anomalous H<sub>2</sub> Desorption Rate of NaAlH<sub>4</sub> Confined in Nitrogen-Doped Nanoporous Carbon Frameworks", *Chem. Mater.*, 2018, 30, 2930-2938.
- [142] L. Zhang, J. Zheng, L. Chen, X. Xiao, T. Qin, Y. Jiang, S. Li, H. Ge, Q. Wang, "Remarkable enhancement in dehydrogenation properties of Mg(BH<sub>4</sub>)<sub>2</sub> modified by the synergetic effect of fluorographite and LiBH<sub>4</sub>", *Int. J. Hydr. Energy*, 2015, 40, 14163-14172.

- [143] M.V. Sofianos, D.A. Sheppard, M.R. Rowles, T.D. Humphries, S. Liu, C.E. Buckley, "Novel synthesis of porous Mg scaffold as a reactive containment vessel for  $\text{LiBH}_4$ ", RSC Adv., 2017, 7, 36340-36350.
- [144] L. Wang, M.Z. Quadir, K-F. Aguey-Zinsou, "Ni coated LiH nanoparticles for reversible hydrogen storage", Int. J. Hydr. Energy, 2016, 41, 6376-6386.
- [145] L. Wang, K-F. Aguey-Zinsou, "Synthesis of  $\text{LiAlH}_4$  nanoparticles leading to a single hydrogen release step upon Ti coating", Inorg., 2017, 5, 38-49.
- [146] R. Gosalawit-Utke, T.K. Nielsen, I. Saldan, D. Laipple, Y. Cerenius, T.R. Jensen, T. Klassen, M. Dornheim, "Nanoconfined  $2\text{LiBH}_4\text{-MgH}_2$  Prepared by Direct Melt Infiltration into Nanoporous Materials", J. Phys. Chem. C, 2011, 115, 10903-10910.
- [147] R. Gosalawit-Utke, S. Thiangviriyaya, P. Javadian, T.R. Jensen, C. Milanese, T. Klassen, M. Dornheim, " $2\text{LiBH}_4\text{-MgH}_2$  nanoconfined into carbon aerogel scaffold impregnated with  $\text{ZrCl}_4$  for reversible hydrogen storage", Mater. Chem. Phys., 2016, 169, 136-141.
- [148] P. Javadian, C. Zlotea, C. Matei Ghimbeu, M. Latroche, T.R. Jensen, "Hydrogen Storage Properties of Nanoconfined  $\text{LiBH}_4\text{-Mg}_2\text{NiH}_4$  Reactive Hydride Composites", J. Phys. Chem. C, 2015, 119, 5819-5826.
- [149] R. Gosalawit-Utke, C. Milanese, P. Javadian, A. Girella, D. Laipple, J. Puszkiel, A.S. Cattaneo, C. Ferrara, J. Wittayakhun, J. Skibsted, T.R. Jensen, A. Marini, T. Klassen, M. Dornheim, " $\text{LiBH}_4\text{-MgH}_2\text{-0.13TiCl}_4$  confined in nanoporous structure of carbon aerogel scaffold for reversible hydrogen storage", J. Alloys Comp., 2014, 599, 78-86.
- [150] J. Payam, D.A. Sheppard, C.E. Buckley, T.R. Jensen, "Hydrogen storage properties of nanoconfined  $\text{LiBH}_4\text{-Ca}(\text{BH}_4)_2$ ", Nano Energy, 2015, 11, 96-103.
- [151] H.S. Lee, Y.S. Lee, J.Y. Suh, M. Kim, J.S. Yu, Y.W. Cho, "Enhanced desorption and adsorption properties of eutectic  $\text{LiBH}_4\text{-Ca}(\text{BH}_4)_2$  infiltrated into mesoporous carbon", J. Phys. Chem. C, 2011, 115, 20027-20035.
- [152] J. Payam, D.A. Sheppard, C.E. Buckley, T.R. Jensen "Hydrogen Desorption Properties of Bulk and Nanoconfined  $\text{LiBH}_4\text{-NaAlH}_4$ ", Crystals, 2016, 6, 70-81.
- [153] S. Thiangviriyaya, P. Plerdsranoy, N. Wiset, P. Javadian, T.R. Jensen, R. Gosalawit-Utke, "Hydrogen sorption and reaction mechanisms of nanoconfined  $2\text{LiBH}_4\text{-NaAlH}_4$ ", J. Alloys Comp., 2015, 633, 484-493.
- [154] P. Javadian, D.A. Sheppard, C.E. Buckley, T.R. Jensen, "Hydrogen storage properties of nanoconfined  $\text{LiBH}_4\text{-NaBH}_4$ ", Int. J. Hydr. Energy, 2015, 40, 14916-13924.

- [155] E. Roedern, B.R.S. Hansen, M.B. Ley, T.R. Jensen, "Effect of eutectic melting, reactive hydride composites, and nanoconfinement on decomposition and reversibility of  $\text{LiBH}_4\text{-KBH}_4$ ", *J. Phys. Chem. C*, 2015, 119, 25818-25825.
- [156] M. Paskevicius, M.B. Ley, Drew A. Sheppard, Torben R. Jensen, Craig E. Buckley, "Eutectic Melting in Metal Borohydrides", *Phys. Chem. Chem. Phys.*, 2013, 15, 19774-19789.
- [157] J.Y. Lee, D. Ravnsbæk, Y. Cerenius, Y. Kim, Y.-Su Lee, J.-H. Shim, T.R. Jensen, Y.W. Cho, "Decomposition Reactions and Reversibility of the  $\text{LiBH}_4\text{-Ca(BH}_4)_2$  Composite", *J. Phys. Chem. C*, 2009, 113, 15080–15086.
- [158] E.M. Dematteis, E.R. Pinatel, M. Corno, T.R. Jensen, M. Baricco, "Phase diagrams of the  $\text{LiBH}_4\text{-NaBH}_4\text{-KBH}_4$  system", *Phys. Chem. Chem. Phys.*, 2017, 19, 25071–25079.
- [159] P. Ngene, M.H.W. Verkuijlen, Q. Zheng, J. Kragten, P.J.M. van Bentum, J.H. Bitter, P.E. De Jongh, "The role of Ni in increasing the reversibility of the hydrogen release from nanoconfined  $\text{LiBH}_4$ ", *Faraday Discuss.*, 2011, 151, 47-58.
- [160] X. Huang, X. Ciao, J. Shao, B. Zhai, X. Fan, C. Cheng, S. Li, H. Ge, Q. Wang, L. Chen, "Building robust architectures of carbon-wrapped transition metal nanoparticles for high catalytic enhancement of the  $2\text{LiBH}_4\text{-MgH}_2$  system for hydrogen storage cycling performance", *Nanoscale*, 2016, 8, 14898-14908.
- [161] V.P. Santos et al., "Metal organic framework-mediated synthesis of highly active and stable Fischer-Tropsch catalysts", *Nature Comm.*, 2015, 6, 6541-6549.
- [162] L. You, Y. Zhang, M. Gao, H. Pan and Y. Liu, "Preparation and catalytic effect of porous  $\text{Co}_3\text{O}_4$  on the hydrogen storage properties of the Li-B-N-H system", *Proc. Nat. Sc. Mat. Int.*, 2017, 27, 132-138.
- [163] G. Streukens, F. Schuth, "Catalytic hydrogenations of toluene and stilbene with Ti- and Ce-doped complex metal hydrides", *J. Alloys Comp.*, 2009, 474, 57-60.
- [164] P.L. Bramwell, J. Gao, B. de Waal, K.P. de Jong, R.J.M. Klein Gebbink, P.E. de Jongh, "A transition-metal-free hydrogenation catalyst: pore-confined sodium alanate for the hydrogenation of alkynes and alkenes", *J. Catal.*, 2016, 344, 129-135.
- [165] S. Kato, S.K. Matam, P. Kerger, L. Bernard, C. Battaglia, D. Vogel, M. Rohwerder, A. Zuttel, "The Origin of the Catalytic Activity of a Metal Hydride in  $\text{CO}_2$  Reduction", *Angew. Chem. Int. Ed.*, 2016, 55, 6028-6032.
- [166] C.V. Picasso, D.A. Safin, I. Dovgaliuk, F. Devred, D. Debecker, H.-W. Li, J. Proost, Y. Filinchuk, "Reduction of  $\text{CO}_2$  with  $\text{KBH}_4$  in solvent-free conditions", *Int. J. Hydr. Energy*, 2016, 41, 14377-14386.



- [167] F. Morfin, L. Blondeau, K. Provost, A. Malouche, L. Piccolo, C. Zlotea, "Absorbed hydrogen enhances the catalytic hydrogenation activity of Rh-based nanocatalysts", *Catal. Sci. Technol.*, 2018, 10, 2707-2715.
- [168] W.I.F. David, J.W. Makepeace, S.K. Callear, H.M.A. Hunter, J.D. Taylor, T.J. Wood, M.O. Jones, "Hydrogen production from ammonia using sodium amide", *J. Am. Chem. Soc.*, 2014, 136, 13082-13085.
- [169] P.L. Bramwell, S. Lentink, P. Ngene, P.E. de Jongh, "Effect of pore confinement of  $\text{LiNH}_2$  on ammonia decomposition catalysis and the storage of hydrogen and ammonia", *J. Phys. Chem. C.*, 2016, 2016, 27212-27220.
- [170] J. Guo, P. Wang, G. Wu, A. Wu, D. Hu, Z. Xiong, J. Wang, P. Yu, F. Chang, Z. Chen, P. Chen, "Lithium imide synergy with 3d transition-metal nitrides leading to unprecedented catalytic activities for ammonia decomposition", *Angew. Chem. Int. Edit.*, 2015, 54, 2950-2954.
- [171] P. Wang, F. Chang, W. Gao, J. Guo, G. Wu, T. He, P. Chen, "Breaking scaling relations to achieve low-temperature ammonia synthesis through LiH-mediated nitrogen transfer and hydrogenation", *Nature Chem.*, 2017, 64-70.
- [172] E. Albanese, G.N. Kalantzopoulos, J.G. Vitillo, E. Pinatel, B. Civalieri, S. Deledda, S. Bordiga, B.C. Hauback, M. Baricco, "Theoretical and experimental study on  $\text{Mg}(\text{BH}_4)_2\text{-Zn}(\text{BH}_4)_2$  mixed borohydrides", *J. Alloys Compd.*, 2013, 580, S282-S286.
- [173] P. Javadian, D.A. Sheppard, C.E. Buckley, T.R. Jensen, "Hydrogen storage properties of nanoconfined  $\text{LiBH}_4\text{-Ca}(\text{BH}_4)_2$ ", *Nano. Energy*, 2015, 11, 96-103.
- [174] E.M. Dematteis, E. Roedern, E.R. Pinatel, M. Corno, T.R. Jensen, M. Baricco, "A thermodynamic investigation of the  $\text{LiBH}_4\text{-NaBH}_4$  system", *RSC Adv.*, 2016, 6, 60101-60108.
- [175] L.H. Rude, E. Groppo, L.M. Arnbjerg, D.B. Ravnsbæk, R.A. Malmkjær, Y. Filinchuk, M. Baricco, F. Besenbacher, T.R. Jensen, "Iodide substitution in lithium borohydride,  $\text{LiBH}_4\text{-LiI}$ ", *J. Alloys Compd.*, 2011, 509, 8299-8305.
- [176] J.E. Olsen, P. Karen, M.H. Sørby, B.C. Hauback, "Effect of chloride substitution on the order-disorder transition in  $\text{NaBH}_4$  and  $\text{Na}_{11}\text{BD}_4$ ", *J. Alloys Compd.*, 2014, 587, 374-379.
- [177] H. Grove, L.H. Rude, T.R. Jensen, M. Corno, P. Ugliengo, M. Baricco, M.H. Sørby, B.C. Hauback, "Halide substitution in  $\text{Ca}(\text{BH}_4)_2$ ", *RSC Adv.*, 2014, 4, 4736-4742.
- [178] L.H. Rude, Y. Filinchuk, M.H. Sørby, B.C. Hauback, F. Besenbacher, T.R. Jensen, "Anion Substitution in  $\text{Ca}(\text{BH}_4)_2\text{-CaI}_2$ : Synthesis, Structure and Stability of Three New Compounds", *J. Phys. Chem. C.*, 2011, 115, 7768-7777.
- [179] D.B. Ravnsbæk, L.H. Rude, T.R. Jensen, "Chloride substitution in sodium borohydride", *J. Solid State Chem.*, 2011, 184, 1858-1866.

- [180] L.H. Rude, O. Zavorotynska, L.M. Arnbjerg, D.B. Ravnsbæk, R.A. Malmkjær, H. Grove, B.C. Hauback, M. Baricco, Y. Filinchuk, F. Besenbacher, T.R. Jensen, "Bromide substitution in lithium borohydride,  $\text{LiBH}_4\text{-LiBr}$ ", *Int. J. Hydr. Energy.*, 2011, 36, 15664–15672.
- [181] L.M. Arnbjerg, D.B. Ravnsbæk, Y. Filinchuk, R.T. Vang, Y. Cerenius, F. Besenbacher, J.-E. Jørgensen, H.J. Jakobsen, T.R. Jensen, "Structure and Dynamics for  $\text{LiBH}_4\text{-LiCl}$  Solid Solutions", *Chem. Mater.*, 2009, 21, 5772–5782.
- [182] O. Zavorotynska, M. Corno, E.R. Pinatel, L.H. Rude, P. Ugliengo, T.R. Jensen, M. Baricco, "Theoretical and Experimental Study of  $\text{LiBH}_4\text{-LiCl}$  Solid Solution", *Crystals*, 2012, 2, 144-158.
- [183] S. Hino, J.E. Fonnelløp, M. Corno, O. Zavorotynska, A. Damin, B. Richter, M. Baricco, T.R. Jensen, M.H. Sørby, B.C. Hauback, "Halide substitution in magnesium borohydride", *J. Phys. Chem. C.*, 2012, 116, 12482-12488.
- [184] M. Corno, E.R. Pinatel, P. Ugliengo, M. Baricco, "A computational study on the effect of fluorine substitution in  $\text{LiBH}_4$ ", *J. Alloys Comp.*, 2011, 509, S679–S683.
- [185] L.H. Rude, U. Filsø, V. D'Anna, A. Spyratou, B. Richter, S. Hino, O. Zavorotynska, M. Baricco, M.H. Sørby, B.C. Hauback, H. Hagemann, F. Besenbacher, J. Skibsted, T.R. Jensen, "Hydrogen–fluorine exchange in  $\text{NaBH}_4\text{-NaBF}_4$ ", *Phys. Chem. Chem. Phys.*, 2013, 15, 18185.
- [186] E.R. Pinatel, M. Corno, P. Ugliengo, M. Baricco, "Effects of metastability on hydrogen sorption in fluorine substituted hydrides", *J. Alloys Comp.*, 2014, 615, S706–S710.
- [187] B. Richter, D.B. Ravnsbæk, M. Sharma, A. Spyratou, H. Hagemann, T.R. Jensen, "Fluoride substitution in  $\text{LiBH}_4$ ; destabilization and decomposition", *Phys. Chem. Chem. Phys.*, 2017, 19, 30157–30165.
- [188] M.B. Ley, E. Roedern, T.R. Jensen, "Eutectic melting of  $\text{LiBH}_4\text{-KBH}_4$ ", *Phys. Chem. Chem. Phys.*, 2014, 16, 24194–24199.
- [189] X. Liu, D. Peaslee, T.P. Sheehan, E.H. Majzoub, "Decomposition Behavior of Eutectic  $\text{LiBH}_4\text{-Mg}(\text{BH}_4)_2$  and Its Confinement Effects in Ordered Nanoporous Carbon", *J. Phys. Chem. C.*, 2014, 118, 27265–27271.
- [190] Z.-Z. Fang, X.-D. Kang, P. Wang, H.-W. Li, S.-I. Orimo, "Unexpected dehydrogenation behavior of  $\text{LiBH}_4/\text{Mg}(\text{BH}_4)_2$  mixture associated with the in situ formation of dual-cation borohydride", *J. Alloys Compd.*, 2010, 491, L1–L4.
- [191] E.G. Bardají, Z. Zhao-Karger, N. Boucharat, A. Nale, M.J. van Setten, W. Lohstroh, E. Röhm, M. Catti, M. Fichtner, " $\text{LiBH}_4\text{-Mg}(\text{BH}_4)_2$ : A Physical Mixture of Metal Borohydrides as Hydrogen Storage Material", *J. Phys. Chem. C.*, 2011, 115, 6095–6101.
- [192] J.Y. Lee, D.B. Ravnsbæk, Y.S. Lee, Y. Kim, Y. Cerenius, J. Shim, T.R. Jensen, N.H. Hur, Y.W. Cho, "Decomposition Reactions and Reversibility of the  $\text{LiBH}_4\text{-Ca}(\text{BH}_4)_2$  Composite", *J. Phys.*

Chem. C., 2009, 113, 15080–15086.

[193] H.S. Lee, Y.S. Lee, J.Y. Suh, M. Kim, J.S. Yu, Y.W. Cho, "Enhanced Desorption and Absorption Properties of Eutectic  $\text{LiBH}_4\text{-Ca}(\text{BH}_4)_2$  Infiltrated into Mesoporous Carbon", *J. Phys. Chem. C.*, 2011, 115, 20027–20035.

[194] M.B. Ley, E. Roedern, P. Thygesen, T.R. Jensen, "Melting Behavior and Thermolysis of  $\text{NaBH}_4\text{-Mg}(\text{BH}_4)_2$  and  $\text{NaBH}_4\text{-Ca}(\text{BH}_4)_2$  Composites", *Energies.*, 2015, 8, 2701–2713.

[195] E.M. Dematteis, A. Santoru, M.G. Poletti, C. Pistidda, T. Klassen, M. Dornheim, M. Baricco, "Phase stability and hydrogen desorption in a quinary equimolar mixture of light-metals borohydrides", *Int. J. Hydrogen Energy*, In press (2018) DOI: 10.1016/j.ijhydene.2018.05.048.

[196] C. Paterakis, S. Guo, M. Heere, Y. Liu, L.F. Contreras, M.H. Sørby, B.C. Hauback, D. Reed, D. Book, "Study of the  $\text{NaBH}_4\text{-NaBr}$  system and the behaviour of its low temperature phase transition", *Int. J. Hydrogen Energy*, 2017, 42, 22538–22543.

[197] B. Richter, D.B. Ravnsbæk, M. Sharma, A. Spyratou, H. Hagemann, T.R. Jensen, "Fluoride substitution in  $\text{LiBH}_4$ ; destabilization and decomposition", *Phys. Chem. Chem. Phys.*, 2017, 19, 30157-30165.

[198] R.H. Heyn, I. Saldan, M.H. Sørby, C. Frommen, B. Arstad, A.M. Bougza, H. Fjellvåg, B.C. Hauback, "Structural and spectroscopic characterization of potassium fluoroborohydrides", *Phys. Chem. Chem. Phys.*, 2013, 15, 11226-11230